

1 Climate-Sensitive Health Outcomes in Kenya: A Scoping
2 Review of Environmental Exposures and Health Outcomes
3 Research, 2000 – 2023

4 Jessica Gerard^a, Titus Kibaara^b, Iris Martine Blom^c, Jane Falconer^d, Shamsudeen
5 Mohammed^e, Zaharat Kadri-Alabi^f, Roz Taylor^{g,h}, Leila Abdullahi^b, Robert C Hughes^c, Bernard
6 Onyango^b, Ariel A Brunn^a

7 ^a Department of Public Health, Environment, and Society, London School of Hygiene and Tropical Medicine; 15-
8 17 Tavistock Place, London WC1H 9SH, United Kingdom, jessica.gerard@lshtm.ac.uk,
9 ariel.brunn@lshtm.ac.uk.

10 ^b African Institute for Development Policy; / P.O. BOX 14688-00800, Westlands-Nairobi, Kenya/ P.O. BOX 31024,
11 Lilongwe 3 Malawi Titus.Kibaara@afidep.org, levla.abdullahi@afidep.org, bernard.onyango@afidep.org.

12 ^c Centre on Climate Change and Planetary Health, London School of Hygiene & Tropical Medicine, London,
13 United Kingdom, iris.blom@lshtm.ac.uk, robert.hughes@lshtm.ac.uk.

14 ^d Library, Archive & Open Research Services, London School of Hygiene & Tropical Medicine, London WC1E 7HT.
15 jane.falconer@lshtm.ac.uk. <https://orcid.org/0000-0002-7329-0577>

16 ^e Department of Non-communicable Disease Epidemiology, Faculty of Epidemiology and Population Health,
17 London School of Hygiene & Tropical Medicine, London, United Kingdom,
18 shamsudeen.mohammed1@lshtm.ac.uk.

19 ^f Policy and Practice Research Group, Pandemic Sciences Institute, University of Oxford, Oxford OX3 7DQ,
20 United Kingdom, zaharat.kadri-alabi@ndm.ox.ac.uk.

21 ^g Department of Disease Control, London School of Hygiene and Tropical Medicine; London WC1E 7HT, United
22 Kingdom, roz.taylor@lshtm.ac.uk.

23 ^h Medical Entomology and Zoonoses Ecology, UK Health Security Agency, Porton Down, United Kingdom

24 Corresponding author: jessica.gerard@lshtm.ac.uk

25 Word count: [4080]

26

27 **Abstract**

28 Climate change threatens health and social development gains in Kenya, necessitating health policy
29 planning for risk reduction and mitigation. To understand the baseline state of knowledge of
30 environmental determinants of health in Kenya relevant to climate change, a comprehensive scoping
31 review was undertaken. Compliant with a pre-registered protocol, nine bibliographic databases and
32 grey literature sources were searched for articles published from 2000-2023. Two-stage screening
33 was conducted on 17,394 articles; 635 full-texts were screened in duplicate. A final 353 articles
34 underwent data extraction for topic categorisation, bibliometric analysis, and narrative summary.
35 This was comprised of 344 (97%) journal articles, 59% of which were published after 2014 (n=207).
36 Main study designs included observational (n=211) and modelling studies (n=64). Health topics
37 centred on vector-borne diseases (41%, n=147), primarily vector abundance (n=102) and malaria
38 (n=60), while injury or death (n=10), mental health conditions (n=7) and heat exposure (n=7) studies
39 were less frequent. Environmental health research in Kenya is largely conducted in the Lake Victoria
40 Basin, Rift Valley and Coastal regions, with fewer studies from the northern arid and semi-arid
41 regions. Findings of this review suggest a growing and diverse field of predominantly observational
42 research with an increasing focus on social determinants and policy-relevant themes, however
43 research on vector-borne disease dwarfs other health outcomes and sparsely populated but
44 climatically fragile regions are less represented in published literature. Addressing existing gaps in
45 baseline evidence underpinning associations between the environment and health outcomes will
46 benefit climate change attribution research and support future development of evidence-informed
47 climate change and health policy in Kenya.

48 **Introduction**

49 The recent convergence of increasing extreme weather events and rising awareness of attributable
50 anthropogenic contributions to climate change has sharpened global attention to the impact of
51 environment on human health, wellbeing and livelihoods. This is particularly evident in sub-Saharan
52 Africa (SSA) which experiences adverse effects of climate change, despite nominal contributions to
53 global greenhouse gas emissions [1]. Kenya is highly susceptible to climate change due to its varied
54 topography, diverse climatic zones, and reliance on natural resources and is the largest economy in
55 East Africa with a growing population of 2.3% projected to nearly double by the turn of the century
56 [2].

57 Currently, Kenya stands at an inflection point toward rapid industrialisation and sustainable growth,
58 with the potential to provide a blueprint for climate-resilient economic development in the region.
59 Kenya was the first country in Africa to enact legislation exclusively on climate change via the 2016
60 Climate Change Act [3], which sets out pathways towards sustainable development through the
61 National Climate Change Action Plan. This plan in turn advises on mechanisms of integrating sectoral
62 climate change mitigation and adaptation actions at national and sub-national levels [4]. In 2023,
63 Kenya convened the inaugural Africa Climate Summit in conjunction with the Africa Union
64 Commission and launched the Nairobi declaration on green development [5] which linked health
65 alongside economic development in support of the United Nations 2030 Sustainable Development
66 Goals [6].

67 Various environmental exposures (EE) including weather, hydrometeorological hazards and air
68 pollution pose risks to social development gains due to their influence on human health [7].
69 However, many of these causal relationships have not been clearly defined in Kenya, potentially
70 limiting opportunities for detection and attribution research over longer timeframes that would
71 permit the evaluation of health impacts of climate change, with implications for the development of

72 evidence-informed climate change and health policy. To better understand the state of
73 environmental health research, a comprehensive synthesis of published output on the influence of
74 EE on health outcomes (HO) in Kenya was undertaken with the following objectives: (a) to undertake
75 a scoping review of literature on relationships between EE and HO; (b) to map the links between
76 these exposures and climate-sensitive HO and health equity through bibliometric analysis, topic
77 mapping and narrative synthesis; and (c) to identify knowledge gaps and future research needs to
78 strengthen the evidence base underpinning climate change and health (CCH) attribution for policy
79 development. This article presents initial bibliometric analysis and narrative summary findings from
80 the broader scoping review work on environmental health research in Kenya.

81

82 **Materials and Methods**

83 **Protocol and registration**

84 Reporting of this review was guided by the PRISMA extension for scoping reviews [8], as well as an
85 established team of article reviewers, a library information professional, and subject matter experts
86 in medicine, veterinary medicine, nutrition, demography, water, sanitation and health, and child
87 health and development. A scoping review was deemed most suitable given the complexities and
88 wide breadth of the subject matter and lack of similar reviews [9]. The protocol for this review was
89 registered on Open Science Framework on April 14, 2023 [10].

90 **Eligibility criteria**

91 We aimed to identify a wide range of original literature describing the relationships between EE and
92 HO, excluding intervention studies. The range of exposures included weather variables such as
93 temperature and precipitation, hydrometeorological hazards including droughts and flooding, and
94 climate variability phenomena such as El Niño – Southern Oscillation, with a full list found in Table
95 S1. In recognition of the moderating effects of land-use change, terrestrial, aquatic and air pollution
96 on health, these environmental drivers were also incorporated. Eligible health outcomes
97 encompassed direct and indirectly impacted outcomes for example, heat stroke and vector-borne
98 diseases (VBD), respectively.

99

100

101

102

103

Topic Category	Topic Subcategories	
Injury or Death	Direct injury Direct death	Burden estimate
Heat Exposure & Skin Conditions	Heat stress Skin conditions	
Cardiovascular, Circulatory & Respiratory Disorders	Heart disease & circulatory disorders Lung & airway conditions	Respiratory infections
Waterborne Diseases & Water Access Disorders	Cholera Diarrheal diseases Leptospirosis Cryptosporidiosis Schistosomiasis	Giardia Dehydration & kidney disorders Water insecurity Harmful algal blooms
Vector-borne Diseases	Vector or parasite abundance or prevalence Malaria Dengue Trypanosomiasis Lymphatic filariasis Leishmaniasis	Tick-borne diseases Soil-transmitted helminths Yellow Fever Chikungunya West Nile Virus
Zoonoses	Animal reservoir abundance or zoonotic disease prevalence Anthrax <i>Coxiella burnetii</i>	Bartonellosis Rift Valley fever Brucellosis
Malnutrition & Foodborne Diseases	Stunting Wasting Malnutrition	Food insecurity <i>Escherichia coli</i> & <i>Salmonella</i>
Mental Health Conditions	Eco-anxiety & depression Stress & resilience	Cognitive capacity
Adverse Birth or Pregnancy Outcomes	Neonatal or infant outcomes Maternal health outcomes	
Health Equity Research	Toxic level: air pollutants Toxic level: water & terrestrial pollutants Toxic level: other pollutants Neoplasia Pre-existing conditions Displacement & migration Occupational hazards	Health vulnerability Awareness & Perceptions Conflict Gender-based violence Access to health facilities Health inequities

104 **Table 1. Health outcome topic categories and their corresponding subcategories**

105 We included any original research published in English between January 1st, 2000, and February 20th,
106 2023. This timeframe reflects the growing interest and discourse on health implications of climate
107 change as well as improvements in environmental attribution methods in public health sciences [11].
108 As our review focused on Kenya, we included studies on any demographic populations including
109 transborder pastoralist communities, as well as global studies, if data from Kenya was disaggregated
110 and extractable. Eligible studies were required to include some measure of a HO produced by either
111 qualitative or quantitative analysis.

112 **Information source**

113 The search strategy was informed by the Population-Exposure-Comparator-Outcome (PECO) model:
114 [12]

115 **P:** population of Kenya

116 **E:** environmental exposures, including weather, hydrometeorological hazards and air quality
117 variables

118 **C:** no effect of environmental exposures on health conditions (as available, studies will not be
119 excluded for lack of comparison groups)

120 **O:** disease burdens or measures of association or effect of environmental exposures on health
121 outcomes

122 and included synonyms for health outcomes guided by categories listed in the World Health
123 Organisation report, Quality Criteria for Health National Adaptation Planning [13]. The full methods,
124 search terms and database search results were conducted by a Library information professional and
125 are hosted in an open access digital repository maintained by the London School of Hygiene &
126 Tropical Medicine [14]. Nine bibliographic databases were searched in February 2023: Medline,
127 Embase, Global Health, Food Science and Technology Abstract and Econlit via OvidSP, GreenFile and
128 Africa-Wide Information via EBSCOhost, Clarivate Analytics Web of Science core content and Scopus.

129 Grey literature sources included Google Scholar and websites of 10 organizations known to be
130 working on environment or CCH research in Kenya.

131 **Selection process**

132 All citations were deduplicated and transferred into the reference manager software EPPI-Reviewer
133 Web 4.14.2.0 [15] for two-stage screening. Title and abstract screening was conducted by a single
134 trained reviewer against *a priori* inclusion criteria. All reviewers were trained on an initial sample of
135 800 abstracts in duplicate to ensure consistency. Following primary screening, full-text articles were
136 reviewed in duplicate for eligibility. At both stages of screening, reasons for exclusion were noted.

137 **Data extraction**

138 Data extraction was undertaken by two independent reviewers and confirmation of final extracted
139 data arbitrated by a third reviewer. All articles were categorized by main HO (Table 1) and EE (Table
140 S1). Main categories were further divided into subcategories that were refined using an iterative
141 approach during data extraction. Data on publication year; author institutional affiliation; study type;
142 article type; funder(s); location(s); and analysis method(s) were recorded. To investigate authorship
143 and geographical extent of collaborations, the institutional affiliation(s) of authors were categorized
144 into regional or international groups; funders were likewise allocated into one of six funding models.
145 Analytical methods for each article were assessed by main study design and analysis methods
146 employed. Covariate results were extracted and described in brief narrative summaries.

147 **Evidence synthesis**

148 We used bibliometric analysis and narrative summaries to synthesize the evidence. To explore
149 characteristics of environment and health research in Kenya, we mapped locations of empirical
150 research on HO to Kenya's main climatological zones [16], used keywords for conceptual mapping
151 using VOSviewer software [17] and developed a Sankey diagram to illustrate environmental drivers of
152 HO using R software [18, 19].

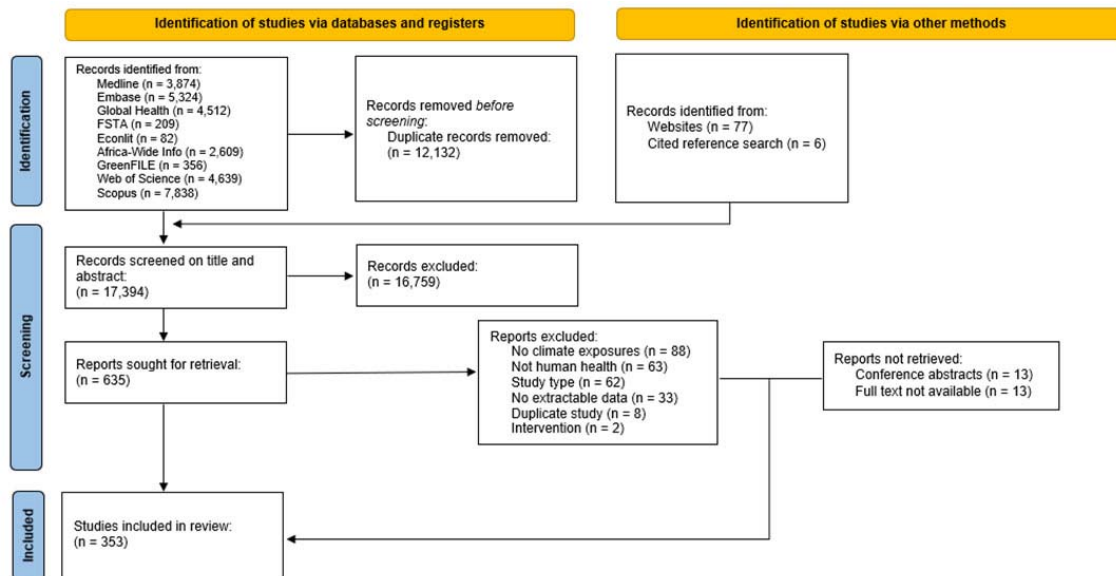
153 **Protocol amendments**

154 We applied two protocol amendments to our review. We expanded our eligibility criteria to include a
155 category of research articles that measured pollutant toxicity since they provided data on an
156 exposure risk, even if they did not measure impact on an explicit HO.

157 The second protocol amendment was made to the HO categories informed by the Quality Criteria for
158 Health National Adaptation Plans [13]. We added the category “Adverse Pregnancy or Birth
159 Conditions” to better reflect gender disparities in HO and expanded equity related subthemes under
160 a category titled “Health Equity”.

161 **Results**

162 The bibliographic database search identified 29,443 records, of which 12,132 were duplicates
163 removed prior to screening (Fig 1). The grey literature search identified 77 pieces of grey literature
164 and 6 records from cited references, resulting in 17,394 unique references that underwent title and
165 abstract screening. Of these, 635 underwent full text screening and 353 met inclusion criteria for the
166 final article set (Table S2). A total of 26 full text reports, including 13 conference abstracts, could not
167 be retrieved.



169

170 Fig 1. PRISMA flow diagram of evidence selection [20].

171

172 **Article characteristics**

173 The characteristics of the final set of articles are described in Table 2. The study set is primarily
 174 comprised of journal articles (97%, n=344). Research on environmental determinants of health in
 175 Kenya increased in frequency per 5-year period from 2000 to 2019 with a small decline between
 176 2020–2023, likely due to the shorter search period of 3 years and 2 months. Analysis of author’s
 177 institutional affiliations found that 52% (n=186) of articles were authored by international
 178 collaborations, while fewer than 20% (n=67) were exclusively from Kenyan institutions. Likewise, the
 179 majority of funding came from international public and private research funders, with just over 10%
 180 (n=46) of funders cited as public (n=28), university (n=10), or private funders (n=8) from Kenya. 58
 181 studies did not cite a funding source.

182 Most study designs (60%, n=211) were observational in nature while modelling, qualitative, and
 183 randomized and non-randomized trials constituted 18% (n=64), 7.6% (n=27), and 6.7% (n=24),
 184 respectively. Methods of analysis reflected the main study designs, where 21% (n = 144/689, Table 3)

185 used regression analysis, 8% (n=54/689) advanced modelling methods including mechanistic
186 modelling, spatial modelling, machine learning and multicriteria decision making, 6.5% (n = 45/689)
187 qualitative methods such as interviews and focus groups and 2.1% (n = 15/689) applied health risk
188 exposure assessment calculations.

189

190

191

192

193

194

195

Characteristic	Included literature (n)
Year Published	353
2000 - 2004	25
2005 - 2009	43
2010 - 2014	78
2015 - 2019	118
2020 - 2023	89
Institutional Collaborations	353
Kenyan	67
African Region	26
International	186
International without African collaborations	74
Study Type	353
Observational	211
Modelling Study	64
Mixed methods	24
Trials*	24
Qualitative	27
Meta-analysis	3
Geographic Scale	353
National	53
Regional	194
City/community	91
Not specified/relevant	13

*Includes both randomised and non-randomised trials

197 **Table 2. Single selectable bibliometric characteristics of included literature**

198 Table 2 summarises publication year, institutional collaboration, study type, and geographic scale.

199 Articles were allocated once within each category.

200

201

202

203

Characteristic	Included literature (n)
Health Outcome Categories	421
Vector-borne Diseases	147
Health Equity Research	129
Waterborne Diseases & Water Access Disorders	29
Cardiovascular, Circulatory & Respiratory Disorders	28
Malnutrition & Foodborne Diseases	24
Zoonoses	23
Adverse Birth or Pregnancy Outcomes	16
Injury or Death	11
Mental Health Conditions	7
Heat Exposure	7
Methods of Analysis	689
Descriptive statistics	236
Parametric and non-parametric statistical tests	156
Regression analysis	144
Advanced modelling methods	54
Qualitative methods	45
Time-series analysis	36
Health risk assessment	15
Meta-analysis	3
Funder(s)	411
International funder(s)	251
No funding cited	58
International university funding	56
Kenya Government	28
University funding	10
Private/local funder	8

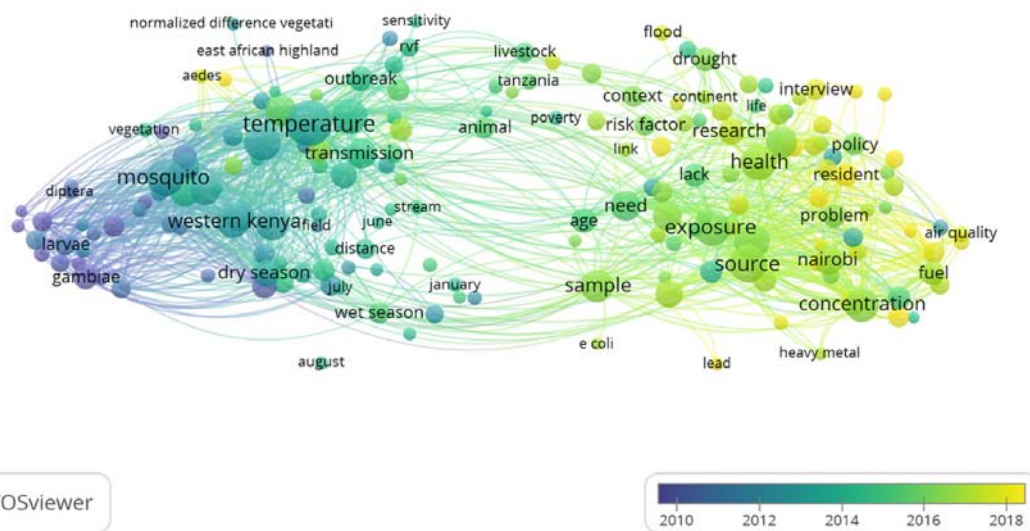
205 **Table 3. Multi-selectable bibliometric characteristics of included literature**

206 Table 3 summarises health outcome categories, methods of analysis and funder type. Articles could
 207 be allocated more than once within each category.

208

209 **Keyword trends**

210 To identify trends in research interest, bibliometric keyword co-occurrence analysis was used to map
211 the temporal relationship between terms in publication titles and abstracts [17]. A total of 11,070
212 terms were identified and for optimization purposes, a threshold of inclusion of a minimum of 8
213 occurrences was established and a relevance score of 60% was used, resulting in 142 keywords. The
214 period of time over which the greatest shift in keyword trends occurred is shown in Fig 2.
215 Connection lines indicate networks and circle sizes correspond to occurrence. Cluster density
216 visualization highlights closeness between terms over time, illustrated as two clusters of keywords:
217 cluster 1 (left, n = 68) VBD and climate exposures and cluster 2 (right, n = 74) social science and
218 policy-oriented keywords.



219

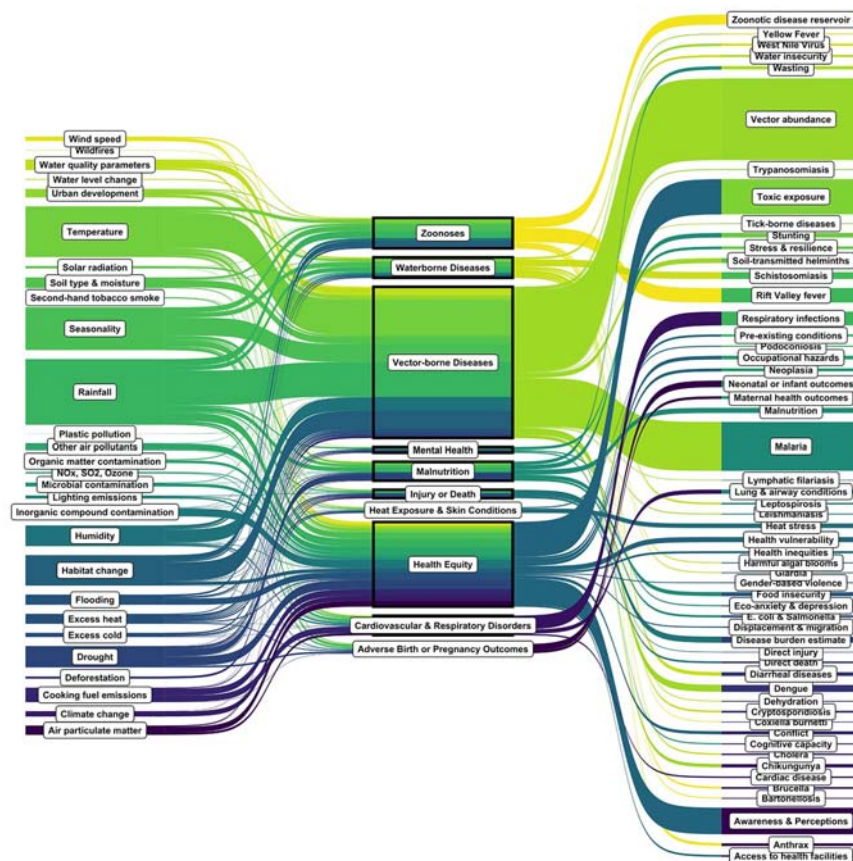
220 **Fig 2. Time-scaled bibliometric keyword analysis.**

221 A network map based on co-occurrence of keywords in titles & abstracts of included articles.

222

223 **Environmental drivers of health outcomes in Kenya**

224 Occurrences of environmental covariates of HO are shown in Fig 3, extracted from 353 articles.
 225 Rainfall represented the most frequent exposure studied (n=218) and was specifically investigated as
 226 a driver of VBD in 115 occurrences within the article set. Other exposures linked to VBD included
 227 temperature (n=118), habitat change (n=61) and seasonality (n=60) – the latter of which was the
 228 third-most studied exposure (n=142) after temperature (n=168). Climate change was a non-specific
 229 exposure term used in studies that evaluated awareness of participants to climate change impacts on
 230 health (n=10). Less studied EE by frequency included wildfires (n=1), plastic pollution (n=1) and water
 231 level change (n=3).



232

233 **Fig 3. Sankey diagram of pathways between environmental exposures and health outcomes**

234 Some category and subcategory names have been abbreviated for illustrative purposes, see table 1
235 for full categorization.

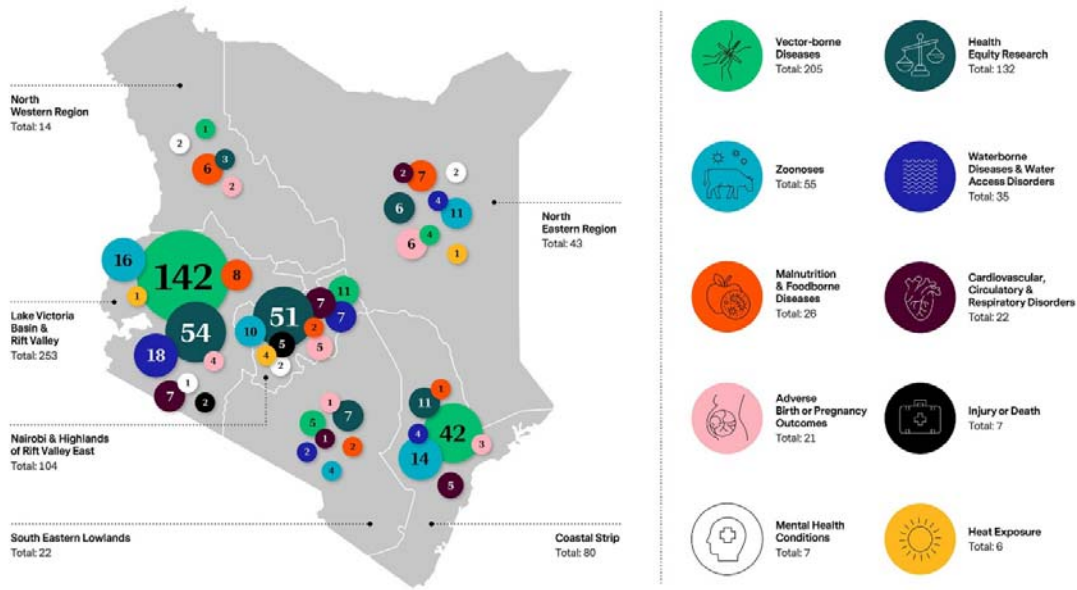
236

237 The most frequently studied HO was VBD (n=502), followed by research relevant to health equity
238 (n=281). The health equity category encompassed research describing toxic levels of air, terrestrial
239 and water pollutants (n=117) (see Table 1 for full listing). Health outcomes including heat stress
240 (n=15), maternal health outcomes (n=9), access to health facilities (n=6), eco-anxiety and depression
241 (n=4) were infrequent in the article set. A full listing of all studies categorised by main HO is provided
242 in Table S2.

243 **Research locations in Kenya**

244 Health outcome topic mapping from 287 articles with sub-location data (Fig 4) highlights the
245 geographical distribution of empirical research based on climatological zones in Kenya [16]. The
246 highest density of research occurs in Kenya's humid southwest region, including the Lake Victoria
247 Basin, Rift Valley region and Nairobi, where 75% of VBD (153/205) and 80% of health equity research
248 (105/132) was conducted. In contrast, HO studied in the northern arid and semi-arid lands (ASALs) of
249 Kenya more frequently focused on malnutrition and zoonoses, of which less literature was identified
250 overall (Table 3). Empirical research was least frequently conducted in the North Western Region,
251 where it was also the least diverse of all regions, encompassing only half of all possible outcome
252 categories.

253



254

255 **Fig 4. Health outcomes studied in empirical environmental research conducted in Kenya by**
 256 **climatological zone.**

257 This figure shows health outcome results extracted from studies that cited a location for data
 258 collection (n=287).

259

260 **Health outcome summaries**

261 **Vector-borne diseases**

262 VBDs were the most studied HO in this review, evaluated in 147 studies, 69% of which focused on
 263 vector abundance (n=102). These studies included assessments of malaria, dengue, yellow fever,
 264 West Nile Virus and other VBD, and explored a variety of burden indicators, such as disease risk,
 265 incidence, and vector population dynamics influenced by EE. Malaria was the most studied disease,
 266 based on both clinical case reports (n=60) and vector abundance studies (n=66), with most research
 267 conducted in southwestern Kenya (Table S2). There was comparatively less literature available on
 268 non-malarial diseases such as dengue (n=7); soil-transmitted helminths (n=4); West Nile Virus (n=2)

269 and a single result each for trypanosomiasis, lymphatic filariasis, leishmaniasis, tick-borne diseases
270 and yellow fever.

271 **Health equity research**

272 The largest subtopic of this category assessed respondent's awareness and perceptions of CCH
273 (n=51), followed by exposure to air and water pollution, with 36 and 22 articles respectively.
274 Demographic and social determinants were frequent elements to these studies, especially air
275 pollutant exposure studies in informal settlements [21, 22] and studies on gender vulnerabilities of
276 indoor air pollution [23-25]. Gendered access or lack thereof was identified in educational
277 attainment and accessibility to health facilities [26, 27]. Two studies explored gender roles and
278 violence in view of climate change, identifying a potential exacerbation of inequalities and harmful
279 practices like female genital mutilation and intimate partner violence [27, 28]. Water-scarcity driven
280 conflicts in pastoralist communities were also explored in three studies [29-31].

281 **Waterborne diseases & water access disorders**

282 Twenty-nine studies investigated waterborne disease and water access disorders in Kenya. Warming
283 temperatures both increased and decreased Schistosomiasis transmission depending on the region,
284 while precipitation had delayed influence on snail vector density [32-34]. Increased rainfall during
285 the rainy season impacted cholera risk [35], and seasonality significantly influenced snail abundance
286 and cryptosporidium prevalence [36-38]. Three studies on diarrheal disease risk assessed in the
287 under-five population reported that dry season trends drive rotavirus infections [39-41].

288 **Cardiovascular, circulatory & respiratory disorders**

289 A number of studies on cardiovascular, circulatory and respiratory disorders assessed the relationship
290 with household air pollutants (HAPs) (n=14), finding that exposure, especially over extended periods
291 of time in women and children is linked to adverse outcomes [23, 42]. Exposure to HAPs such as
292 particulate matter (PM_{2.5}) and carbon monoxide (CO) have been linked to reduced cardiac function
293 [43] and volatile organic compounds from wood smoke are associated with increased self-reported

294 respiratory, eye irritation and headache symptoms [44]. In households that used firewood or
295 unprocessed biomass, children and infants under the age of five had a greater relative risk of
296 developing acute respiratory infections (ARI) compared to those using kerosene fuels; long-term
297 exposure to PM_{2.5} also increased these conditions and symptoms [42, 45, 46].

298 **Malnutrition & foodborne diseases**

299 Approximately 5% of studies included in this review evaluated the impact of climate variables on
300 nutritional deficiencies (n=24), frequently measured in relation to drought or changes in
301 precipitation or through proxy measures such as Normalized Difference Vegetation Index. In northern
302 Kenyan counties, temperature is positively associated with malnutrition [47] and the impact of
303 drought is inversely correlated with validated growth measures such as middle-upper-arm-
304 circumference, height-for-age and weight-for-age Z-scores in children [48, 49].

305 **Zoonoses**

306 Two studies assessed how EE impact wildlife host density and immunocompetence of rodents in
307 relation to zoonotic disease [50], as well as interactions between precipitation and land-use change
308 on infected rodent host density [51]. Climate risk factors for Rift Valley Fever (RVF), a zoonotic virus
309 that causes disease in livestock and haemorrhagic fever in humans, was evaluated in fifteen studies
310 through empirical and modelling methods applied to livestock, humans and mosquito vectors.
311 Rainfall abnormalities, vegetation change and measures of humidity were shown to determine the
312 abundance and suitability of potential habitats for RVF vectors [52-54], and also impact vector and
313 host susceptibility [55].

314 **Adverse birth or pregnancy outcomes**

315 Environmental exposures that impact the health of mothers and infants were investigated in 16
316 studies. Seven articles evaluated precipitation, seasonality and drought and the associated effect on
317 anthropometric measurements of nutritional status [49, 56]. Disease prevalence in children under
318 five years of age, assessed in six studies, was characterized by seasonal patterns of occurrence;

319 investigated diseases included rotavirus, *Escherichia coli*, shigellosis, cryptosporidiosis and other
320 enteropathogens [37, 39-41]. Two additional studies looked at infant ARI, including human
321 metapneumovirus [57] and Respiratory Syncytial Virus incidence [58].

322 **Injury or death**

323 Ten studies were categorized as evaluating death or injury due to trauma linked to environmental
324 exposures as well as studies that measured disease burden, using standard mortality and morbidity
325 metrics. The relationship between temperature and premature mortality was assessed using years of
326 life lost [59, 60] and through burden estimates of morbidity [61-63] and disability-adjusted life-years
327 (DALYs) [64]. DALYs were also used in four studies to estimate the overall burden of HAPs on health
328 [64-67].

329 **Mental health conditions**

330 Mental health conditions were infrequently studied (n = 7) in the article set. These studies evaluated
331 the impacts of extreme weather events and climate shocks on economic status, mental wellbeing,
332 and psychological distress [68-71].

333 **Heat exposure & skin conditions**

334 Four studies investigated the impacts of temperature extremes on mortality measures and found
335 significant positive associations between exposure to low temperature and mortality in Nairobi
336 populations [59, 60, 72, 73]. An additional two studies reported on vulnerability indices [74],
337 hydration in agro pastoralists [75] and a single study described Podoconiosis distribution and risk
338 prediction in relation to different scenarios of environmental suitability [76].

339 **Discussion**

340 Our review compiled literature on EE and health impacts in Kenya, and in doing so, identified broad
341 trends and emerging gaps in evidence. With meteorological projections indicating warmer
342 temperatures, changing rainfall patterns and increasing flood and drought events [77, 78], the

343 findings of this review are relevant to researchers and policymakers aiming to establish the risks to
344 population health attributable to Kenya's changing climate.

345 **Research trends**

346 We found a diverse range of research on environmentally mediated HO. Nonetheless, the highest
347 proportion of literature focused on VBD, particularly studies that evaluated clinical malaria as well as
348 malaria vector abundance. There is an identified inequality in global funding trends for research on
349 the 23 WHO-defined neglected tropical diseases (NTDs), as emphasized by funding from United
350 States of \$100 million on these diseases versus \$1.5 billion for human immunodeficiency virus,
351 malaria and tuberculosis combined in 2016 alone [79-81]. While this funding has substantially
352 advanced understanding and supported successful control measures of these high burden diseases,
353 many environmentally mediated NTDs in Kenya remain understudied [82]. In addition, a
354 comparatively low amount of literature used a One Health approach to evaluate interconnected
355 relationships between human, animal and environmental health pathways. This may be due to a lack
356 of data, difficulties in establishing ecological dependencies, and challenges in the use of integrative
357 and multisectoral approaches to support sustainable control efforts [83].

358 Most literature in this review was published by collaborations of international authors and supported
359 by international funders, raising questions about inequities in global health research and funding
360 structures in Kenya particularly given the prominence of Kenyan actors in CCH research in Africa [84].
361 More equitable funding and support for Kenyan-produced research outputs could drive contextually
362 relevant research agendas and better amplify local voices [84, 85].

363 **Shifting narratives**

364 Our evaluation of key themes in environment and health research in Kenya suggests a broadening of
365 interest over the last decade towards social science, health equity and policy research from more
366 conventional environmental health topics such as VBD. This shift reflects a larger pattern of change

367 towards improvements in attribution methods alongside cross-disciplinary approaches, including
368 those in social sciences, occurring in public health research [86-88]. Subjects relevant to health
369 equity were identified in several articles focused on vulnerable populations including pollution
370 exposure studies of residents of informal settlements, water scarcity conflicts in pastoralist
371 communities, and extreme weather effects on intimate partner violence, cognitive development and
372 education access for young girls. Some studies measured associations between EE and HO, such as
373 air pollution exposure on cardiovascular or respiratory outcomes, but a proportion measured toxic
374 exposure risks only. A shift was also seen towards studies which explored contextual experience of
375 CCH pathways, assessed through qualitative techniques. Perceptions of how climate change impacts
376 health provide insights to the need for improved public health promotion in Kenya and underscore
377 calls for targeted capacity building as well as climate change training for healthcare workers and the
378 wider public health sector [89].

379 **Research gaps**

380 Mental health conditions were less frequently studied in our article set. A recent scoping review
381 found that despite rapid growth, the global output of climate change and mental health research is
382 comparatively lower than other health conditions and limited in scope [90]. Similarly, heat exposure
383 was understudied, despite climate model projections that indicate parts of Kenya, alongside other
384 SSA countries, will experience the greatest increase in frequency of heat stress days globally [74].
385 Recent research from West Africa has confirmed a link between heat impacts and adverse birth
386 outcomes related to fetal strain [91], however most research on this topic is based on data from
387 high-income countries, possibly due to scarcity of temperature ground monitoring and health data
388 [92]. Given the high fertility rate in Kenya and relatively high rate of neonatal mortality [93, 94], the
389 low volume of gender-oriented articles points to an important research gap. Accordingly, we found
390 need to amend health outcome categories that were based on a WHO framework on climate-

391 sensitive health risks to specifically include adverse birth and pregnancy outcomes [95], given
392 recognized inequities in climate impacts on women’s health [96].

393 There was a gap in research on malnutrition and foodborne disease, a principal risk factor of deaths
394 and disabilities in Kenya, despite evidence that climate change has contributed to the ongoing Horn
395 of Africa drought causing 20,000 excess child deaths in 2022 [97-99]. In infants and children,
396 malnutrition can have long-lasting health impacts which is relevant to Kenya’s young population [48].

397 In the northern ASALs of Kenya where pastoralist communities reside, there is a need for greater
398 exploration of the impacts of worsening drought patterns on these groups [100]. These EE can cause
399 secondary effects in communities in the form of tribal conflict over water and livestock resources or
400 gendered violence [27, 31]. Ongoing conflict and insecurity in northern areas may exacerbate
401 geographic disparities seen in research output, resulting in a much higher density of publications in
402 the southwestern region, home to nearly 90% of the population in an area less than 20% of Kenyan
403 land mass [2, 101]

404 **Limitations**

405 As environmental health research is a rapidly growing area of study, our search terminology
406 attempted to encompass a wide variety of exposures and outcomes in line with WHO defined
407 pathways. We aimed to minimize missing articles by using broad terminology in our search and
408 screening criteria, incorporating a grey literature search, and using recognized frameworks for health
409 categorization. In addition, this scoping review did not set out to conduct a risk of bias assessment
410 and thus cannot draw conclusions on quality of evidence; however future reviews would benefit
411 from assessment to provide confidence in results.

412 **Conclusions**

413 This review provides a baseline analysis of the scale and scope of evidence describing environmental
414 impacts on health in Kenya. Its diversity illustrates the wide range of health pathways that have been

415 studied in Kenya and identifies trends in institutional collaborations, funding patterns, and research
416 priorities. Greater attention is needed on vulnerable groups, geographical disparities in research and
417 complex relationships between environmental determinants and less frequently studied HO to
418 ensure equity of the growing research. Targeted capacity building, funding reform and enhanced
419 support for local and regional institutional networks are necessary steps to build the evidence base
420 and safeguard population health in the face of Kenya's changing climate.

421

422 **CRedit authorship contribution statement**

423 **Jessica Gerard:** Formal Analysis, Investigation, Visualization, Data Curation, Writing – original draft,
424 Writing – Review & Editing. **Titus Kibaara:** Investigation, Data Curation, Writing – original draft,
425 Writing – Review & Editing. **Iris Blom:** Conceptualization, Methodology, Investigation, Data Curation,
426 Writing – Review and Editing. **Jane Falconer:** Methodology, Investigation, Data Curation, Writing –
427 Review & Editing. **Shamsudeen Mohammed:** Methodology, Investigation, Data Curation, Writing –
428 Review & Editing. **Zaharat Kadri-Alabi:** Investigation, Data Curation, Writing – Review & Editing. **Roz**
429 **Taylor:** Investigation, Data Curation, Writing – Review & Editing. **Leila Abdullahi:** Conceptualization,
430 Methodology, Writing – Review & Editing. **Robert C Hughes:** Conceptualization, Investigation,
431 Writing – Reviewing & Editing. **Bernard Onyango:** Conceptualization, Investigation, Writing –
432 Reviewing & Editing. **Ariel Brunn:** Conceptualization, Formal Analysis, Investigation, Visualization,
433 Writing – original draft, Writing – Review & Editing, Supervision.

434 **Declaration of competing interest**

435 IMB declares having received three partial grants for her studies. A Prince Bernhard Culture Fund
436 grant number 40037327 was awarded on 15 September 2021; Stichting VSBFonds grant number
437 VSB.21/00168 was awarded on 17 May 2021; dr. Hendrik Mullerfonds without grant number was
438 awarded on 9 December 2021. RCH reports receiving grant funding for research on climate change

439 and health from the Wellcome Trust, The Bernard van Leer Foundation, and Fondation Botnar, and
440 has worked as an employee or consultant for the Children's Investment Fund Foundation, The Clean
441 Air Fund and The Abu Dhabi Early Childhood Development Authority. Additional authors declare they
442 have no actual or potential competing interests that could influence the work herein reported.

443 **Acknowledgements**

444 This work was supported by the Childrens' Investment Fund Foundation [grant number 2008-05023].
445 The funders had no role in study design, data collection and analysis, decision to publish, or
446 preparation of this manuscript. The opinions expressed here belong to the authors, and do not
447 necessarily reflect those of the funder.

448

References

- 450 1. World Meteorological Organization. State of the Climate in Africa 2021. 2022. Available from:
451 <https://library.wmo.int/records/item/58070-state-of-the-climate-in-africa-2021>.
- 452 2. World Bank Group. Climate Risk Profile: Kenya. 2021. Available from:
453 [https://climateknowledgeportal.worldbank.org/sites/default/files/2021-05/15724-](https://climateknowledgeportal.worldbank.org/sites/default/files/2021-05/15724-WB_Kenya%20Country%20Profile-WEB.pdf)
454 [WB_Kenya%20Country%20Profile-WEB.pdf](https://climateknowledgeportal.worldbank.org/sites/default/files/2021-05/15724-WB_Kenya%20Country%20Profile-WEB.pdf).
- 455 3. Wambua C. The Kenya Climate Change Act 2016 Emerging Lessons From a Pioneer Law.
456 *Carbon & Climate Law Review*. 2019;13(4):257-69, doi:10.21552/cclr/2019/4/6.
- 457 4. Government of the Republic of Kenya. National Climate Change Action Plan (Kenya): 2018-
458 2022. In: Ministry of Environment and Forestry, editor. Nairobi2018. Available from:
459 https://rise.esmap.org/data/files/library/kenya/Clean%20Cooking/Kenya_NCCAP_2018-2022.pdf.
- 460 5. Oguta E. Kenya Hosts First African Climate Summit. *Diplomacy Newsletter* [Internet]. 2023;
461 (25). Available from: [https://mfa.go.ke/wp-content/uploads/2023/10/DIPLOMACY-ENEWSLETTER-](https://mfa.go.ke/wp-content/uploads/2023/10/DIPLOMACY-ENEWSLETTER-AUG-SEP-EDITION.pdf)
462 [AUG-SEP-EDITION.pdf](https://mfa.go.ke/wp-content/uploads/2023/10/DIPLOMACY-ENEWSLETTER-AUG-SEP-EDITION.pdf).
- 463 6. United Nations. Transforming our World: The 2030 Agenda for Sustainable Development.
464 2015. Available from: <https://sdgs.un.org/2030agenda>.
- 465 7. Mora C, McKenzie T, Gaw IM, Dean JM, Von Hammerstein H, Knudson TA, et al. Over half of
466 known human pathogenic diseases can be aggravated by climate change. *Nature Climate Change*.
467 2022;12(9):869-75, doi:10.1038/s41558-022-01426-1.
- 468 8. Sarkis-Onofre R, Catalá-López F, Aromataris E, Lockwood C. How to properly use the PRISMA
469 Statement. *Systematic Reviews*. 2021;10(1):117, doi:10.1186/s13643-021-01671-z.
- 470 9. Pham MT, Rajić A, Greig JD, Sargeant JM, Papadopoulos A, McEwen SA. A scoping review of
471 scoping reviews: advancing the approach and enhancing the consistency. *Research Synthesis*
472 *Methods*. 2014;5(4):371-85, doi:10.1002/jrsm.1123.
- 473 10. Brunn A, Ray S, Blom I, Gerard J, Hughes R.C., Kibaara T., Onyango B, Abdullahi L, Falconer J.
474 Climate-Sensitive Health Outcomes in Kenya: A Protocol for a Scoping Review of the Impact of
475 Environmental Exposures on Health Outcomes. 2023, doi: 10.17605/OSF.IO/FP6SD.
- 476 11. Callaghan MW, Minx JC, Forster PM. A topography of climate change research. *Nature*
477 *Climate Change*. 2020;10(2):118-23, doi:10.1038/s41558-019-0684-5.
- 478 12. Morgan RL, Whaley P, Thayer KA, Schünemann HJ. Identifying the PECO: A framework for
479 formulating good questions to explore the association of environmental and other exposures with
480 health outcomes. *Environ Int*. 2018;121(Pt 1):1027-31, doi:10.1016/j.envint.2018.07.015.
- 481 13. World Health Organization. Quality criteria for health national adaptation plans.
482 Geneva2021. Available from: <https://www.who.int/publications/i/item/9789240018983>.
- 483 14. Falconer J, Brunn A. Search strategies for "A Scoping Review of the Influence of
484 Environmental Exposures on Health Outcomes in Kenya". London, United Kingdom: London School of
485 Hygiene & Tropical Medicine. 2023, doi:10.17037/DATA.00003705.
- 486 15. Thomas J, Brunton, J., Graziosi, S. EPPI-Reviewer 4.0: software for research synthesis. EPPI
487 Centre Software. London: Social Science Research Unit, Institute of Education, University of London;
488 2010.
- 489 16. Kenya Meteorological Department. State of the Climate in Kenya 2020. [Internet]. 2020.
490 Available from: www.meteo.go.ke.
- 491 17. van Eck NJW, L. VOSViewer: Visualizing Scientific Landscapes: Version 1.6.19. 2023.
- 492 18. R Core Team. R: A language and environment for statistical computing. R Foundation for
493 Statistical Computing. Vienna, Austria2023.
- 494 19. Popay J, Roberts H, Sowden A, Petticrew M, Arai L, Rodgers M, Britten N, Roen K, Duffy S.
495 Guidance on the conduct of narrative synthesis in systematic reviews. ESRC Methods Programme

496 Version 12006. p. 1-92. Available from: <https://www.lancaster.ac.uk/media/lancaster->
497 [university/content-assets/documents/fhm/dhr/chir/NSsynthesisguidanceVersion1-April2006.pdf](https://www.lancaster.ac.uk/media/lancaster-university/content-assets/documents/fhm/dhr/chir/NSsynthesisguidanceVersion1-April2006.pdf).
498 20. Page MJ, McKenzie JE, Bossuyt PM, Boutron I, Hoffmann TC, Mulrow CD, et al. The PRISMA
499 2020 statement: an updated guideline for reporting systematic reviews. *BMJ*. 2021;372:n71,
500 doi:10.1136/bmj.n71.

501 21. Egondi T, Muindi K, Kyobutungi C, Gatari M, Rocklöv J. Measuring exposure levels of inhalable
502 airborne particles (PM_{2.5}) in two socially deprived areas of Nairobi, Kenya. *Environ Res*.
503 2016;148:500-6, doi:10.1016/j.envres.2016.03.018.

504 22. Kiai C, Kanali C, Sang J, Gatari M. Spatial Extent and Distribution of Ambient Airborne
505 Particulate Matter (PM_{2.5}) in Selected Land Use Sites in Nairobi, Kenya. *J Environ Public Health*.
506 2021;2021:4258816, doi:10.1155/2021/4258816.

507 23. Dohoo C, Guernsey JR, Critchley K, VanLeeuwen J. Pilot study on the impact of biogas as a
508 fuel source on respiratory health of women on rural Kenyan smallholder dairy farms. *J Environ Public*
509 *Health*. 2012;2012:636298, doi:10.1155/2012/636298.

510 24. Ezzati M, Saleh H, Kammen DM. The contributions of emissions and spatial
511 microenvironments to exposure to indoor air pollution from biomass combustion in Kenya. *Environ*
512 *Health Perspect*. 2000;108(9):833-9, doi:10.1289/ehp.00108833.

513 25. Ochieng C, Vardoulakis S, Tonne C. Household air pollution following replacement of
514 traditional open fire with an improved rocket type cookstove. *Sci Total Environ*. 2017;580:440-7,
515 doi:10.1016/j.scitotenv.2016.10.233.

516 26. Zuurmond M, Nyapera V, Mwenda V, Kisia J, Rono H, Palmer J. Childhood disability in
517 Turkana, Kenya: Understanding how carers cope in a complex humanitarian setting. *Afr J Disabil*.
518 2016;5(1):277, doi:10.4102/ajod.v5i1.277.

519 27. Esho T, Komba, E., Richard, F., Shell-Duncan, B. Intersections between climate change and
520 female genital mutilation among the Maasai of Kajiado County, Kenya. *Journal of Global Health*.
521 2021(1), doi:10.7189/jogh.11.04033.

522 28. Allen EM, Munala L, Henderson JR. Kenyan Women Bearing the Cost of Climate Change. *Int J*
523 *Environ Res Public Health*. 2021;18(23), doi:10.3390/ijerph182312697.

524 29. Linke AM, O'Loughlin J, McCabe JT, Tir J, Witmer FDW. Rainfall variability and violence in rural
525 Kenya: Investigating the effects of drought and the role of local institutions with survey data. *Global*
526 *Environmental Change*. 2015;34:35-47, doi:10.1016/j.gloenvcha.2015.04.007.

527 30. Linke AM, Witmer FDW, O'Loughlin J. Weather variability and conflict forecasts: Dynamic
528 human-environment interactions in Kenya. *Political Geography*. 2022;92:102489,
529 doi:10.1016/j.polgeo.2021.102489.

530 31. Omosa E. The Impact of Water Conflicts on Pastoral Livelihoods: The Case of Wajir District in
531 Kenya.: International Institute for Sustainable Development; 2005. Available from:
532 [https://www.iisd.org/publications/report/impact-water-conflicts-pastoral-livelihoods-case-wajir-](https://www.iisd.org/publications/report/impact-water-conflicts-pastoral-livelihoods-case-wajir-district-kenya)
533 [district-kenya](https://www.iisd.org/publications/report/impact-water-conflicts-pastoral-livelihoods-case-wajir-district-kenya).

534 32. McNally KL. Developing risk assessment maps for *Schistosoma haematobium* in Kenya based
535 on climate grids and remotely sensed data: Louisiana State University; 2003. Available from:
536 https://repository.lsu.edu/gradschool_theses/1851.

537 33. McCreesh N, Nikulin G, Booth M. Predicting the effects of climate change on *Schistosoma*
538 *mansoni* transmission in eastern Africa. *Parasites & Vectors*. 2015;8(1):4, doi:10.1186/s13071-014-
539 0617-0.

540 34. Kariuki HC, Clennon JA, Brady MS, Kitron U, Sturrock RF, Ouma JH, et al. Distribution patterns
541 and cercarial shedding of *Bulinus nasutus* and other snails in the Msambweni area, Coast Province,
542 Kenya. *Am J Trop Med Hyg*. 2004;70(4):449-56, doi: 10.4269/ajtmh.2004.70.449.

543 35. Stoltzfus JD, Carter JY, Akpınar-Elci M, Matu M, Kimotho V, Giganti MJ, et al. Interaction
544 between climatic, environmental, and demographic factors on cholera outbreaks in Kenya. *Infect Dis*
545 *Poverty*. 2014;3(1):37, doi:10.1186/2049-9957-3-37.

546 36. Muchiri JM, Ascolillo L, Mugambi M, Mutwiri T, Ward HD, Naumova EN, et al. Seasonality of
547 *Cryptosporidium* oocyst detection in surface waters of Meru, Kenya as determined by two isolation
548 methods followed by PCR. *J Water Health*. 2009;7(1):67-75, doi:10.2166/wh.2009.109.

549 37. Gatei W, Wamae CN, Mbae C, Waruru A, Mulinge E, Waithera T, et al. Cryptosporidiosis:
550 prevalence, genotype analysis, and symptoms associated with infections in children in Kenya. *Am J*
551 *Trop Med Hyg*. 2006;75(1):78-82, doi: 10.4269/ajtmh.2006.75.78.

552 38. Mutuku FM, King CH, Bustinduy AL, Mungai PL, Muchiri EM, Kitron U. Impact of drought on
553 the spatial pattern of transmission of *Schistosoma haematobium* in coastal Kenya. *Am J Trop Med*
554 *Hyg*. 2011;85(6):1065-70, doi:10.4269/ajtmh.2011.11-0186.

555 39. Omere R, Tate JE, O'Reilly CE, Ayers T, Williamson J, Moke F, et al. Epidemiology, Seasonality
556 and Factors Associated with Rotavirus Infection among Children with Moderate-to-Severe Diarrhea in
557 Rural Western Kenya, 2008-2012: The Global Enteric Multicenter Study (GEMS). *PLoS One*.
558 2016;11(8):e0160060, doi:10.1371/journal.pone.0160060.

559 40. Lambisia AW, Onchaga S, Murunga N, Lewa CS, Nyanjom SG, Agoti CN. Epidemiological
560 Trends of Five Common Diarrhea-Associated Enteric Viruses Pre- and Post-Rotavirus Vaccine
561 Introduction in Coastal Kenya. *Pathogens*. 2020;9(8), doi:10.3390/pathogens9080660.

562 41. Gikonyo J, Mbatia B, Okanya P, Obiero G, Sang C, Nyangao J. Rotavirus prevalence and
563 seasonal distribution post vaccine introduction in Nairobi county Kenya. *Pan Afr Med J*. 2019;33:269,
564 doi:10.11604/pamj.2019.33.269.18203.

565 42. Sikolia DN, Mwololo, K., Cherop, H., Hussein, A., Juma, M., Kurui, J., Bwika, A., Seki, I., Osaki,
566 Y. The prevalence of acute respiratory infections and the associated risk factors: a study of children
567 under five years of age in Kibera Lindi Village, Nairobi, Kenya. *Journal of National Institute of Public*
568 *Health*. 2002;51(1):67-72. Available from: [https://www.niph.go.jp/journal/data/51-](https://www.niph.go.jp/journal/data/51-1/200251010012.pdf)
569 [1/200251010012.pdf](https://www.niph.go.jp/journal/data/51-1/200251010012.pdf).

570 43. Agarwal A, Kirwa K, Eliot MN, Alenezi F, Menya D, Mitter SS, et al. Household Air Pollution Is
571 Associated with Altered Cardiac Function among Women in Kenya. *Am J Respir Crit Care Med*.
572 2018;197(7):958-61, doi:10.1164/rccm.201704-0832LE.

573 44. Critchley K. Air quality, respiratory health and wood use for women converting from low- to
574 high-efficiency stoves in rural Kenya. 2015, doi:10.2495/air150171.

575 45. Foote EM, Gieraltowski L, Ayers T, Sadumah I, Faith SH, Silk BJ, et al. Impact of locally-
576 produced, ceramic cookstoves on respiratory disease in children in rural western Kenya. *Am J Trop*
577 *Med Hyg*. 2013;88(1):132-7, doi:10.4269/ajtmh.2012.12-0496.

578 46. Larson PS, Espira L, Glenn BE, Larson MC, Crowe CS, Jang S, O'Neill MS. Long-Term PM(2.5)
579 Exposure Is Associated with Symptoms of Acute Respiratory Infections among Children under Five
580 Years of Age in Kenya, 2014. *Int J Environ Res Public Health*. 2022;19(5), doi:10.3390/ijerph19052525.

581 47. Kipkulei H, Boitt M, Imwatis A. Spatial Variability of Malnutrition and Predictions Based on
582 Climate Change and Other Causal Factors: A Case Study of North Rift ASAL Counties of Kenya. *Journal*
583 *of Earth Science & Climatic Change*. 2017;8(10):416, doi:10.4172/2157-7617.1000416.

584 48. Bauer JM, Mburu S. Effects of drought on child health in Marsabit District, Northern Kenya.
585 *Econ Hum Biol*. 2017;24:74-9, doi:10.1016/j.ehb.2016.10.010.

586 49. Ongudi ST, D R. Prenatal health and weather-related shocks under social safety net policy in
587 Kenya. *Economic Research Southern Africa (ERSA)*. 2020;831. Available from:
588 https://econrsa.org/wp-content/uploads/2022/06/working_paper_831.pdf.

589 50. Young HS, McCauley DJ, Dirzo R, Nunn CL, Campana MG, Agwanda B, et al. Interacting effects
590 of land use and climate on rodent-borne pathogens in central Kenya. *Philosophical Transactions of*
591 *the Royal Society B: Biological Sciences*. 2017;372(1722):20160116, doi:10.1098/rstb.2016.0116.

592 51. Young HS, Dirzo R, Helgen KM, McCauley DJ, Billeter SA, Kosoy MY, et al. Declines in large
593 wildlife increase landscape-level prevalence of rodent-borne disease in Africa. *Proc Natl Acad Sci U S*
594 *A*. 2014;111(19):7036-41, doi:10.1073/pnas.1404958111.

595 52. Anyamba A, Chretien JP, Small J, Tucker CJ, Formenty PB, Richardson JH, et al. Prediction of a
596 Rift Valley fever outbreak. *Proc Natl Acad Sci U S A*. 2009;106(3):955-9,
597 doi:10.1073/pnas.0806490106.

598 53. Campbell LP, Reuman DC, Lutomiah J, Peterson AT, Linthicum KJ, Britch SC, et al. Predicting
599 Abundances of *Aedes mcintoshi*, a primary Rift Valley fever virus mosquito vector. *PLOS ONE*.
600 2019;14(12):e0226617, doi:10.1371/journal.pone.0226617.

601 54. Mosomtai G, Evander M, Sandström P, Ahlm C, Sang R, Hassan OA, et al. Association of
602 ecological factors with Rift Valley fever occurrence and mapping of risk zones in Kenya. *Int J Infect*
603 *Dis*. 2016;46:49-55, doi:10.1016/j.ijid.2016.03.013.

604 55. McIntyre KM, Setzkorn C, Hepworth PJ, Morand S, Morse AP, Baylis M. Systematic
605 Assessment of the Climate Sensitivity of Important Human and Domestic Animals Pathogens in
606 Europe. *Scientific Reports*. 2017;7(1):7134, doi:10.1038/s41598-017-06948-9.

607 56. Bakhtsiyarava M, Grace K, Nawrotzki RJ. Climate, Birth Weight, and Agricultural Livelihoods in
608 Kenya and Mali. *Am J Public Health*. 2018;108(S2):S144-s50, doi:10.2105/ajph.2017.304128.

609 57. Owor BE, Masankwa GN, Mwangi LC, Njeru RW, Agoti CN, Nokes DJ. Human
610 metapneumovirus epidemiological and evolutionary patterns in Coastal Kenya, 2007-11. *BMC Infect*
611 *Dis*. 2016;16:301, doi:10.1186/s12879-016-1605-0.

612 58. Wambua J, Munywoki PK, Coletti P, Nyawanda BO, Murunga N, Nokes DJ, Hens N. Drivers of
613 respiratory syncytial virus seasonal epidemics in children under 5 years in Kilifi, coastal Kenya. *PLoS*
614 *One*. 2022;17(11):e0278066, doi:10.1371/journal.pone.0278066.

615 59. Sewe MO, Bunker A, Ingole V, Egondi T, Astrom DO, Hondula DM, et al. Estimated Effect of
616 Temperature on Years of Life Lost: A Retrospective Time-Series Study of Low-, Middle-, and High-
617 Income Regions. *Environmental Health Perspectives*. 2018;126:17004, doi:10.1289/EHP1745.

618 60. Egondi T, Kyobutungi C, Rocklöv J. Temperature variation and heat wave and cold spell
619 impacts on years of life lost among the urban poor population of Nairobi, Kenya. *Int J Environ Res*
620 *Public Health*. 2015;12(3):2735-48, doi:10.3390/ijerph120302735.

621 61. Bherwani H, Kumar S, Musugu K, Nair M, Gautam S, Gupta A, et al. Assessment and valuation
622 of health impacts of fine particulate matter during COVID-19 lockdown: a comprehensive study of
623 tropical and sub tropical countries. *Environ Sci Pollut Res Int*. 2021;28(32):44522-37,
624 doi:10.1007/s11356-021-13813-w.

625 62. Mukeka JM, Ogutu JO, Kanga E, Piepho H-P, Røskaft E. Long-term trends in elephant mortality
626 and their causes in Kenya. *Frontiers in Conservation Science*. 2022;3,
627 doi:10.3389/fcosc.2022.975682.

628 63. Egondi T, Ettarh R, Kyobutungi C, Ng N, Rocklöv J. Exposure to Outdoor Particles (PM_{2.5}) and
629 Associated Child Morbidity and Mortality in Socially Deprived Neighborhoods of Nairobi, Kenya.
630 *Atmosphere*. 2018;9(9):351, doi:10.3390/atmos9090351.

631 64. Lee KK, Bing R, Kiang J, Bashir S, Spath N, Stelzle D, et al. Adverse health effects associated
632 with household air pollution: a systematic review, meta-analysis, and burden estimation study.
633 *Lancet Glob Health*. 2020;8(11):e1427-e34, doi:10.1016/s2214-109x(20)30343-0.

634 65. Dianati K, Zimmermann N, Milner J, Muindi K, Ezech A, Chege M, et al. Household air pollution
635 in Nairobi's slums: A long-term policy evaluation using participatory system dynamics. *Sci Total*
636 *Environ*. 2019;660:1108-34, doi:10.1016/j.scitotenv.2018.12.430.

637 66. Dianati K, Schäfer L, Milner J, Gómez-Sanabria A, Gitau H, Hale J, Langmaack H, Kiesewetter
638 G, Muindi K, Mberu B, Zimmermann N, Michie S, Wilkinson P, Davies M. A system dynamics-based
639 scenario analysis of residential solid waste management in Kisumu, Kenya. *Science of the Total*
640 *Environment*. 2021(777):146-200, doi:10.1016/j.scitotenv.2021.146200.

641 67. Owili PO, Muga MA, Pan WC, Kuo HW. Cooking fuel and risk of under-five mortality in 23
642 Sub-Saharan African countries: a population-based study. *Int J Environ Health Res*. 2017;27(3):191-
643 204, doi:10.1080/09603123.2017.1332347.

644 68. Jiao X, Waleign SZ, Nielsen MR, Smith-Hall C. Protected areas, household environmental
645 incomes and well-being in the Greater Serengeti-Mara Ecosystem. *Forest Policy and Economics*.
646 2019;106:101948, doi:10.1016/j.forpol.2019.101948.

647 69. Mwenda PK, Olago D, Okatcha F, Ali AA. Vulnerability of Communities to Climate Change
648 Induced Disaster Risks and Potential Mental Health Outcomes in Isiolo County, Kenya. *Journal of*
649 *Physical Sciences*. 2022;3(1):37 - 66, doi:10.47941/jps.751.

650 70. Neale C, Boukhechba M, Cinderby S. Understanding psychophysiological responses to
651 walking in urban settings in Asia and Africa. *Journal of Environmental Psychology*. 2023;86:101973,
652 doi:10.1016/j.jenvp.2023.101973.

653 71. Straight B, Hilton CE, Naugle A, Olungah CO, Ngo D, Qiao X, Needham BL. Drought,
654 psychosocial stress, and ecogeographical patterning: Tibial growth and body shape in Samburu
655 (Kenyan) pastoralist children. *American Journal of Biological Anthropology*. 2022;178(4):574-92,
656 doi:10.1002/ajpa.24529.

657 72. Egondi T, Kyobutungi C, Kovats S, Muindi K, Ettarh R, Rocklöv J. Time-series analysis of
658 weather and mortality patterns in Nairobi's informal settlements. *Glob Health Action*. 2012;5:23-32,
659 doi:10.3402/gha.v5i0.19065.

660 73. Scott AA, Misiani H, Okoth J, Jordan A, Gohlke J, Ouma G, et al. Temperature and heat in
661 informal settlements in Nairobi. *PLoS One*. 2017;12(11):e0187300,
662 doi:10.1371/journal.pone.0187300.

663 74. Asefi-Najafabady S, Vandecar, K. L., Seimon, A., Lawrence, P., & Lawrence, D. Climate change,
664 population, and poverty: Vulnerability and exposure to heat stress in countries bordering the Great
665 Lakes of Africa. *Climatic Change*. 2018(148):561-73, doi:10.1007/s10584-018-2211-5.

666 75. Bethancourt HJ, Swanson ZS, Nzunza R, Huanca T, Conde E, Kenney WL, et al. Hydration in
667 relation to water insecurity, heat index, and lactation status in two small-scale populations in hot-
668 humid and hot-arid environments. *Am J Hum Biol*. 2021;33(1):e23447, doi:10.1002/ajhb.23447.

669 76. Deribe K, Sultani HM, Okoyo C, Omondi WP, Ngere I, Newport MJ, Cano J. Geostatistical
670 modelling of the distribution, risk and burden of podoconiosis in Kenya. *Trans R Soc Trop Med Hyg*.
671 2023;117(2):72-82, doi:10.1093/trstmh/trac092.

672 77. United States Agency International Development. Climate Risk in Kenya: Country Risk Profile.
673 2018. Available from: <https://www.usaid.gov/climate/country-profiles/kenya>.

674 78. UK Meteorological Office. Climate: Observations, projections and impacts: Kenya. 2011.
675 Available from: [https://www.metoffice.gov.uk/binaries/content/assets/metofficegovuk](https://www.metoffice.gov.uk/binaries/content/assets/metofficegovuk/pdf/research/climate-science/climate-observations-projections-and-impacts/kenya.pdf)
676 [/pdf/research/climate-science/climate-observations-projections-and-impacts/kenya.pdf](https://www.metoffice.gov.uk/binaries/content/assets/metofficegovuk/pdf/research/climate-science/climate-observations-projections-and-impacts/kenya.pdf).

677 79. Reed SL, McKerrow JH. Why Funding for Neglected Tropical Diseases Should Be a Global
678 Priority. *Clinical Infectious Diseases*. 2018;67(3):323-6, doi:10.1093/cid/ciy349.

679 80. Chapman N, Doubell A, Oversteegen L, Chowdhary V, Rugarabamu G, Zanetti R, Ong M, Borri
680 J. Neglected Disease Research and Development: Reflecting on a Decade of Global Investment. *Policy*
681 *Cures Research*; 2017. Available from: [https://policy-cures-website-](https://policy-cures-website-assets.s3.amazonaws.com/app/uploads/2020/01/09162349/2017-G-FINDER-report.pdf)
682 [assets.s3.amazonaws.com/app/uploads/2020/01/09162349/2017-G-FINDER-report.pdf](https://policy-cures-website-assets.s3.amazonaws.com/app/uploads/2020/01/09162349/2017-G-FINDER-report.pdf).

683 81. Henry J. Kaiser Family Foundation. The U.S. Government and Global Neglected Tropical
684 Disease Efforts. 2020. Available from: [https://www.kff.org/global-health-policy/fact-sheet/the-u-s-](https://www.kff.org/global-health-policy/fact-sheet/the-u-s-government-and-global-neglected-tropical-diseases/)
685 [government-and-global-neglected-tropical-diseases/](https://www.kff.org/global-health-policy/fact-sheet/the-u-s-government-and-global-neglected-tropical-diseases/).

686 82. Kulkarni MA, Duguay C, Ost K. Charting the evidence for climate change impacts on the
687 global spread of malaria and dengue and adaptive responses: a scoping review of reviews.
688 *Globalization and Health*. 2022;18(1):1, doi:10.1186/s12992-021-00793-2.

689 83. Allotey P, Reidpath DD, Pokhrel S. Social sciences research in neglected tropical diseases 1:
690 the ongoing neglect in the neglected tropical diseases. *Health Research Policy and Systems*.
691 2010;8(1):32, doi:10.1186/1478-4505-8-32.

692 84. Charani E, Abimbola S, Pai M, Adeyi O, Mendelson M, Laxminarayan R, Rasheed MA.
693 Funders: The missing link in equitable global health research? *PLOS Global Public Health*.
694 2022;2(6):e0000583, doi:10.1371/journal.pgph.0000583.

695 85. Beran D, Byass P, Gbakima A, Kahn K, Sankoh O, Tollman S, et al. Research capacity building-
696 obligations for global health partners. *Lancet Glob Health*. 2017;5(6):e567-e8, doi:10.1016/s2214-
697 109x(17)30180-8.

698 86. O'Neill MS, McMichael AJ, Schwartz J, Wartenberg D. Poverty, environment, and health: the
699 role of environmental epidemiology and environmental epidemiologists. *Epidemiology*.
700 2007;18(6):664-8, doi:10.1097/EDE.0b013e3181570ab9.

701 87. Currie DJ, Smith C, Jagals P. The application of system dynamics modelling to environmental
702 health decision-making and policy - a scoping review. *BMC Public Health*. 2018;18(1):402,
703 doi:10.1186/s12889-018-5318-8.

704 88. Hwong AR, Wang M, Khan H, Chagwedera DN, Grzenda A, Doty B, et al. Climate change and
705 mental health research methods, gaps, and priorities: a scoping review. *Lancet Planet Health*.
706 2022;6(3):e281-e91, doi:10.1016/s2542-5196(22)00012-2.

707 89. Government of the Republic of Kenya. Kenya National Adaptation Plan 2015-2030: Enhanced
708 climate resilience towards the attainment of Vision 2030 and beyond. In: Ministry of Environment
709 and Natural Resources, editor. 2016. Available from:
710 [https://www4.unfccc.int/sites/NAPC/Documents%20NAP/
711 Kenya_NAP_Final.pdf](https://www4.unfccc.int/sites/NAPC/Documents%20NAP/Kenya_NAP_Final.pdf).

712 90. Charlson F, Ali S, Benmarhnia T, Pearl M, Massazza A, Augustinavicius J, Scott JG. Climate
713 Change and Mental Health: A Scoping Review. *Int J Environ Res Public Health*. 2021;18(9),
714 doi:10.3390/ijerph18094486.

715 91. Bonell AS, Bakary; Badjie, Jainaba; Samateh, Tida; Saidy, Tida; Sosseh, Fatou; Sallah, Yahya;
716 Bajo, Kebba; Murray, Kris A; Hirst, Jane; Vicedo-Cabrera, Ana; Prentice, Andrew M; Maxwell, Neil S;
717 Haines, Andy. Environmental heat stress on maternal physiology and fetal blood flow in pregnant
718 subsistence farmers in The Gambia, west Africa: an observational cohort study. *Lancet planetary
719 health*. 2022;6(12): e968-e76, doi:10.1016/S2542-5196(22)00242-X.

720 92. McElroy S, Ilango S, Dimitrova A, Gershunov A, Benmarhnia T. Extreme heat, preterm birth,
721 and stillbirth: A global analysis across 14 lower-middle income countries. *Environment International*.
722 2022;158:106902, doi:10.1016/j.envint.2021.106902.

723 93. Imbo AE, Mbutia EK, Ngotho DN. Determinants of Neonatal Mortality in Kenya: Evidence
724 from the Kenya Demographic and Health Survey 2014. *Int J MCH AIDS*. 2021;10(2):287-95,
725 doi:10.21106/ijma.508.

726 94. United Nations Population Fund. Demographic Dividend: Kenya. The United Nations; 2023.
727 Available from: <https://www.unfpa.org/data/demographic-dividend/KE>.

728 95. World Health Organization. Climate change and health research: Current trends, gaps and
729 perspectives for the future. Geneva: World Health Organization (WHO); 2021. Available from:
730 [https://www.who.int/publications/m/item/climate-change-and-health-research-current-trends-gaps-
731 and-perspectives-for-the-future](https://www.who.int/publications/m/item/climate-change-and-health-research-current-trends-gaps-and-perspectives-for-the-future).

732 96. Pearse R. Gender and climate change. *WIREs Climate Change*. 2017;8(2):e451,
733 doi:10.1002/wcc.451.

734 97. Harrington LJ, Dean SM, Awatere S, Rosier S, Queen L, Gibson PB, Barnes C, Zachariah M,
735 Philip S, Kew S, Koren G, Pinto I, Grieco M, Vahlberg M, Snigh R, Heinrich D, Thalheimer L, Li S, Stone
736 D, Yang W, Vecchi GA, Frame DJ, Otto FEL. The role of climate change in extreme rainfall associated
737 with Cyclone Gabrielle over Aotearoa New Zealand's East Coast. *World Weather Attribution Initiative
738 Scientific Report*. 2023, doi:10.25561/102624.

739 98. O'Hare R. Somalia drought may have caused more than 20,000 child deaths2023. Available
740 at: <https://www.imperial.ac.uk/news/243879/somalia-drought-have-caused-more-than/>.

741 99. Institute Health Metrics Evaluation. Health research by location – Kenya. 2023. Available
742 from: <https://www.healthdata.org/research-analysis/health-by-location/profiles/kenya>.

743 100. Schilling J, Werland L. Facing old and new risks in arid environments: The case of pastoral
744 communities in Northern Kenya. *PLOS Climate*. 2023;2(7):e0000251,
745 doi:10.1371/journal.pclm.0000251.

746 101. Haider H. Conflict analysis of North Eastern Kenya. Brighton, UK: Institute of Development
747 Studies; 2020. Available from: <https://opendocs.ids.ac.uk/opendocs/handle/20.500.12413/15570>.
748

749 **Supporting Information**

Topic Category	Topic Subcategories
Climate Change & Seasonality	Climate change Seasonality Solar radiation
Ambient Temperature	Excess heat Excess cold Temperature variation
Rainfall & Humidity	Rainfall Humidity
Wind Characteristics	Wind speed
Flooding & Water Characteristics	Flooding Water level change Water quality parameters
Drought	Drought Wildfires
Air Pollution	Particulate matter NOx, SO2, Ozone Cooking fuel emissions Lighting emissions Second-hand tobacco smoke Other air pollutants
Terrestrial & Water Pollution	Organic matter contamination Inorganic compound contamination Microbial contamination Plastic pollution
Topography	Soil type & moisture
Climate Associated Land-use Change	Deforestation Urban development Habitat & vegetation change

750 **S1 Table. Environmental exposure topic categories and their corresponding subcategories**

751

752 **S2 Table. Narrative summaries table**

753 Included study set with summaries of results and information pertinent to this research.

Identification of studies via databases and registers

Identification of studies via other methods

Identification

Records identified from:
 Medline (n = 3,874)
 Embase (n = 5,324)
 Global Health (n = 4,512)
 FSTA (n = 209)
 Econlit (n = 82)
 Africa-Wide Info (n = 2,609)
 GreenFILE (n = 356)
 Web of Science (n = 4,639)
 Scopus (n = 7,838)

Records removed *before screening*:
 Duplicate records removed:
 (n = 12,132)

Records identified from:
 Websites (n = 77)
 Cited reference search (n = 6)

Screening

Records screened on title and abstract:
 (n = 17,394)

Records excluded:
 (n = 16,759)

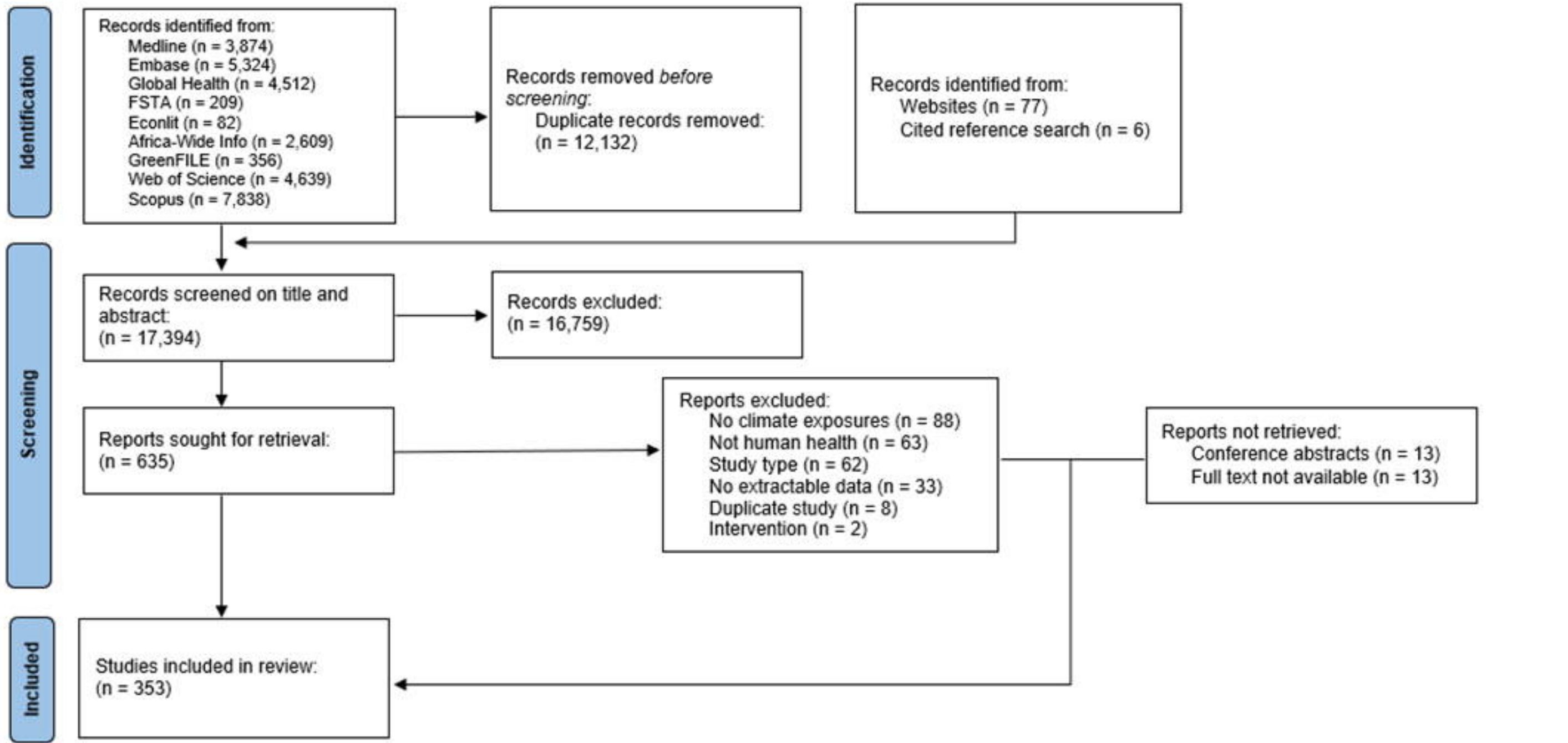
Reports sought for retrieval:
 (n = 635)

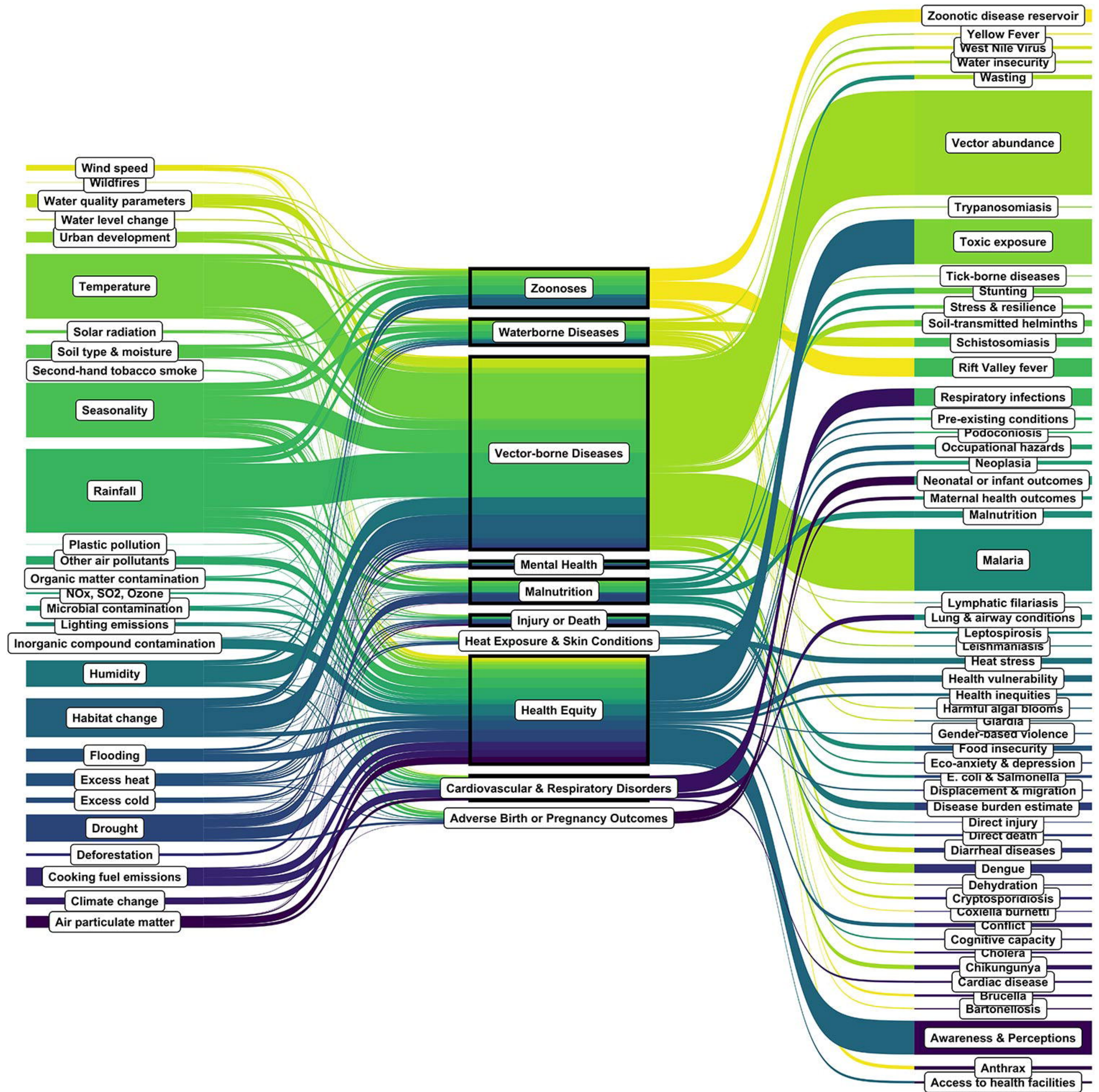
Reports excluded:
 No climate exposures (n = 88)
 Not human health (n = 63)
 Study type (n = 62)
 No extractable data (n = 33)
 Duplicate study (n = 8)
 Intervention (n = 2)

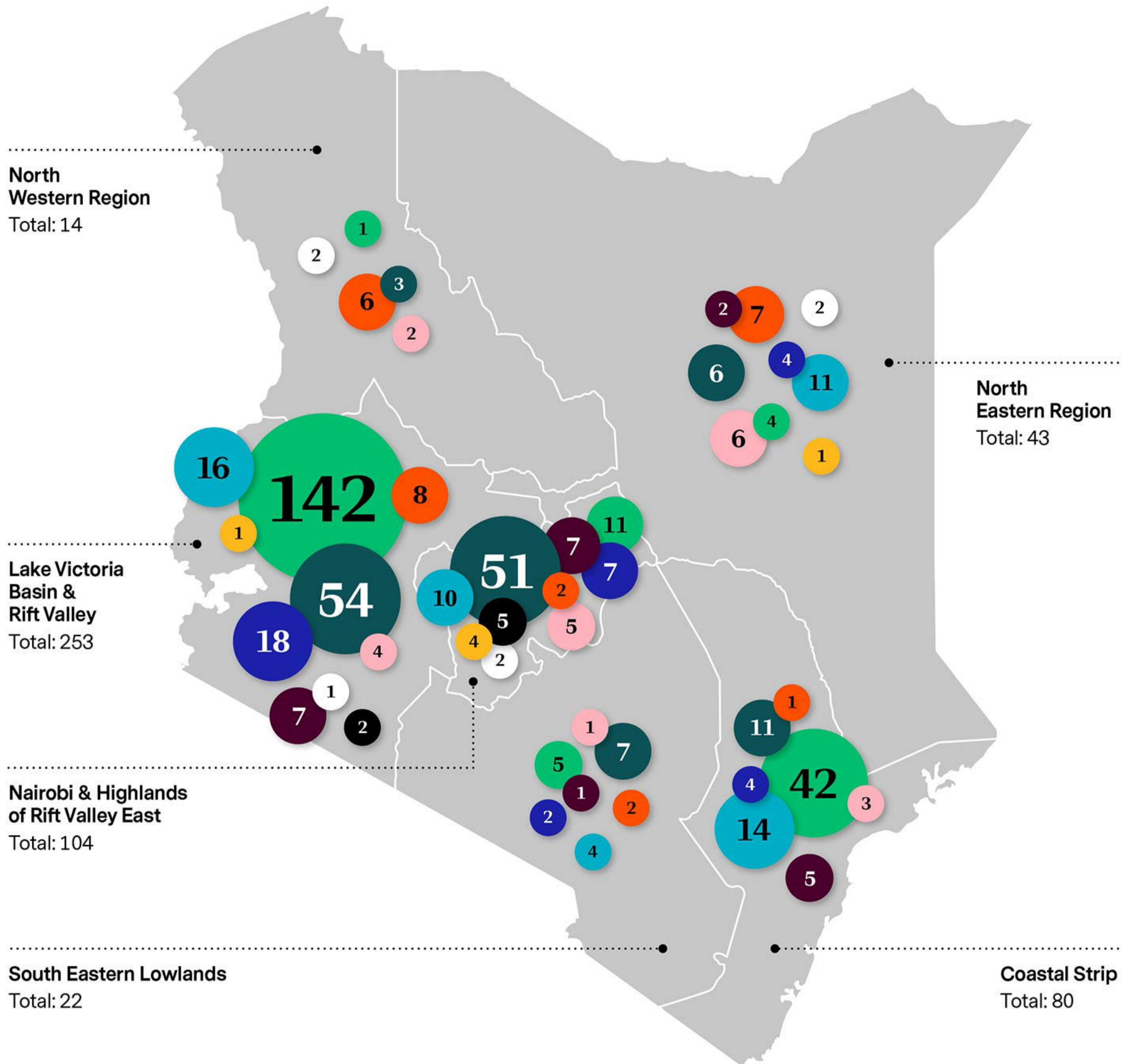
Reports not retrieved:
 Conference abstracts (n = 13)
 Full text not available (n = 13)

Included

Studies included in review:
 (n = 353)









Vector-borne Diseases
Total: 205




Health Equity Research
Total: 132



Zoonoses
Total: 55



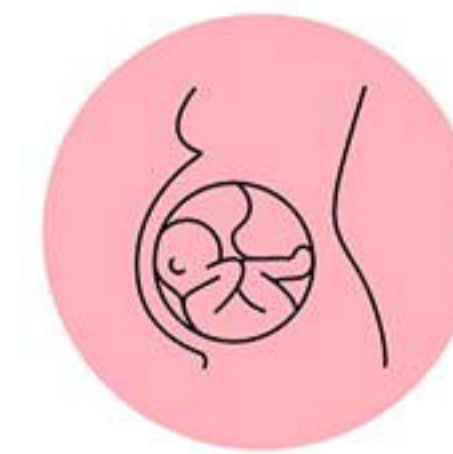
Waterborne Diseases & Water Access Disorders
Total: 35




Malnutrition & Foodborne Diseases
Total: 26



Cardiovascular, Circulatory & Respiratory Disorders
Total: 22




Adverse Birth or Pregnancy Outcomes
Total: 21



Injury or Death
Total: 7



Mental Health Conditions
Total: 7



Heat Exposure
Total: 6