

1 **Mixed Methods Family Centered Study of Pain Experience in Non-Hispanic White and**
2 **Black Children**

3 Julia Kumar^{1,2}, BS* Dylan Atkinson^{1,3*}, BS, Adaora Chima¹, MBBS, MPH, Laura McLaughlin¹,
4 CRC III, Rajvi Parikh¹, MHA, CCRC III, Peter Mende-Siedlecki⁴, PhD, Monica Mitchell⁵, PhD.,
5 MBA, Vidya Chidambaran¹, MD, MS
6

7 ¹Department of Anesthesiology, Cincinnati Children's Hospital Medical Center, Cincinnati, OH

8 ²University of Cincinnati College of Medicine, Cincinnati, OH

9 ³Ohio University, Athens, OH

10 ⁴University of Delaware, Newark, DE

11 ⁵Division of Behavioral Medicine and Clinical Psychology, Cincinnati Childrens Hospital
12 Medical Center, Department of Pediatrics, University of Cincinnati, Cincinnati, OH

13 *Co-First authors
14

15 **Corresponding author:**

16 Vidya Chidambaran, MD, MS, FASA

17 Professor, Department of Anesthesia,

18 MLC2001, 3333 Burnet Ave,

19 Cincinnati Children's Hospital Medical Center, Cincinnati, OH

20 Ph: 5136368021; Email: vidya.chidambaran@cchmc.org
21

22 **Short title:** Mixed methods pain study in Black and White children
23

24 **Conflicts of interest:** None
25

26 **Funding:** Center for Clinical & Translational Science & Training Integrating Special
27 Populations Health Grant.
28

29 **Role of Funder/Sponsor (if any):** The funder/sponsor facilitated community engagement but
30 did not directly participate in the work.
31

32 **Abbreviations:** NHW: Non-Hispanic White; NHB: Non-Hispanic Black
33

34 **Article Summary**

35 This mixed-methods family-centered study identifies common themes, systems-related barriers
36 and pain coping efficacy differences underlying pain experiences of Black and White children.
37

38 **What's Known on This Subject:** Inequities exist in post-surgical pain and pain management of
39 Black and White children.
40

41 **What This Study Adds:** Family perspectives regarding pain experience of NHB and NHW
42 children highlight inter-group differences in stressors, barriers, pain coping and parent responses
43 to child's pain. Findings underscore the importance of family engagement and addressing
44 systemic barriers to improve pain equity.
45
46

47 **Contributors Statement:**

48 Chidambaran conceptualized and designed the study, conducted focus groups, coordinated and
49 supervised data collection, analyses, and critically reviewed and revised the manuscript for
50 important intellectual content.

51 Mitchell conceptualized and designed the study, critically reviewed and revised the manuscript
52 for important intellectual content.

53 Kumar and Atkinson conducted subject recruitment, collected data, drafted the initial
54 manuscript, critically reviewed and revised the manuscript, and designed the data collection
55 instruments in REDCap, and analyzed the data.

56 McLaughlin, Parikh and Chima participated in conduct of focus groups and maintained
57 regulatory aspects of the study, critically reviewed and revised the manuscript

58 Mende-Siedlecki helped design the study, critically reviewed and revised the manuscript.

59 All authors approved the final manuscript as submitted and agree to be accountable for all
60 aspects of the work.

61

62 **Word count:** 3000

63

64 **Data Sharing Statement:**

65 Deidentified individual participant data (including data dictionaries) will be made available, in
66 addition to study protocols, the statistical analysis plan, and the informed consent form. The data
67 will be made available upon publication to researchers who provide a methodologically sound
68 proposal for use in achieving the goals of the approved proposal. Proposals should be submitted
69 to vidya.chidambaran@cchmc.org.

70

71

72

73

74

75

76

77

78

79

80

81

82

83

84

85

86

87

88

89

90

91

92 **Abstract**

93 **Background and Objectives:** Although racial disparities in pediatric pain have been described,
94 family-centered research is lacking. This mixed-methods study aimed to understand race-specific
95 factors impacting acute pain experiences in Non-Hispanic White (NHW) and Black (NHB)
96 children.

97 **Methods:** NHW and NHB children (aged 8-17) (n=19 each) with a recent acute pain experience,
98 and their caregivers were recruited. The following domains were assessed in children
99 (deprivation, ethnic identity, pain, psychosocial, pain coping, resilience) and caregivers
100 (education, income, Racial and Ethnic Microaggressions Scale (REMS), Adverse Childhood
101 Events (ACEs), Adult Response to Child's Symptoms). Questionnaire measures were compared
102 between groups using simple statistical tests. Fifteen dyads participated in focus groups.
103 Thematic codes underlying pain experiences were identified.

104 **Results:** NHB children had similar pain/psychosocial characteristics but differed in ethnic
105 identity (2.7 (0.5) vs. 2.2 (0.5); P=.002), deprivation index (0.4 (IQR 0.3-0.5) vs. 0.3 (IQR 0.2,
106 0.3), P=.007) and pain coping efficacy (8.6 (0.4) vs. 9.8 (0.5), P=.045) from NHW children.
107 NHB caregivers scored higher on REMS sub-scales, ACEs (0 (0,1) vs 0 (0,0); P=.02) and
108 Protection (1.9 (0.6) vs. 1.6 (0.5); P=.03) behaviors in response to child pain. NHB and NHW
109 participants endorsed satisfaction with pain experiences, opioid avoidance, and stoicism. Unlike
110 NHW participants, NHB reported barriers related to trust, discrimination, and access.

111 **Conclusions:** Racial differences in acute pain experiences suggest healthcare providers need to
112 reinforce trust and consider underlying cultural and pain coping differences when treating pain in
113 NHB children. Findings emphasize that family-centered and systems-based approaches are
114 important for equity in pediatric pain.

115 **Introduction**

116 Despite advances in our understanding of pain and pain management, pain continues to be
117 prevalent, underrecognized, and frequently undertreated in pediatric populations.¹ Importantly,
118 pain does not impact everyone equally. Differences in risk and susceptibility to pain have been
119 attributed to race and ethnicity. This has been shown to occur in various settings, both pediatric
120 and adult, whether it is related to chronic pain-related conditions,² pain management in the
121 emergency department,³ or opioid requirements after surgery.^{4,5} Further, stereotyping and dogma
122 about risky health behaviors also impact racial disparities in treatment.

123
124 In 2003, the Institute of Medicine (IOM) report “Unequal Treatment,” laid out a broad
125 theoretical framework to address the root causes of health care disparities within three
126 categories: the patient, the health process, and the health system.⁶ The American Academy of
127 Pediatrics, the National Institutes of Health and others have prioritized Diversity, Inclusion and
128 Equity in Medicine and Research in recent years.^{7,8} However, research in areas such as pediatric
129 pain are scarce despite evidence that postsurgical pain and disabilities disproportionately affect
130 children from marginalized racial and ethnic populations.² Since childhood and adolescence are
131 sensitive periods during which daily life challenges continuously shape brain circuitry and
132 adaptive health behaviors, environmental exposure to higher stress, including adverse childhood
133 experiences and low socioeconomic status are expected to impact pain experiences several years
134 after the onset of events.⁹ Cultural identity and beliefs, parental attitudes, and pain coping styles
135 ^{10,11} may also influence the pain experiences of children and adolescents. Therefore, family-
136 centric approaches are critically needed¹² to enable targeted strategies to reduce bias and inform
137 future actions.¹³ The purpose of this novel mixed-methods study was to gain a more empathic

138 understanding of acute pain experiences in Non-Hispanic Black (NHB) and White (NHW)
139 cohorts, by engaging the family. Goals were to describe common and race-specific
140 characteristics and themes in pain-related domains (satisfaction, pain assessment and
141 management, stressors, barriers, caregiver responses, pain coping and resilience).

142

143

144

145

146

147

148

149

150

151

152

153

154

155 **Methods**

156 This nested, mixed methods study was conducted in a tertiary pediatric institution, as part of a
157 larger study recruiting NHB, NHW, Asian and Hispanic families. The study was approved by
158 Cincinnati Children's Hospital institutional review board. Written informed consent was
159 obtained from caregivers (parents or legal guardians for minor subjects) and written assent from
160 children aged 11 and above.

161

162 **Participant Recruitment**

163 English-speaking children (8-17 years of age) who self-identified as Non-Hispanic Black or
164 White with a recent acute pain experience were recruited. Acute pain experience was defined and
165 satisfied as follows; pain from injury, surgery, or other etiology that lasted <14 days, for which
166 they required pain management at a medical facility within the previous two years. Primary
167 caregivers who directly cared for the child during this experience were also recruited. Potential
168 participants were identified from electronic medical records or via dissemination of information
169 through flyers and at community events. Those that responded to flyers/community outreach that
170 did not meet recruitment criteria were excluded. Children with developmental delays,
171 chronic/cancer pain and currently hospitalized, were excluded. Participants (children and
172 caregivers) were not included if they indicated inability or unwillingness to provide feedback on
173 the recent pain experience. Prior to consenting participants, study team members discussed
174 details of the study over the phone and provided the option of only answering questionnaires if
175 unable to participate in focus groups. The dyad was compensated with \$40 if they only answered
176 questionnaires and \$100 if they participated in focus groups.

177

178 **Questionnaire administration**

179 Following informed consent/assent, participants were sent questionnaires to the caregivers'
180 and/or child's email (as preferred by participants) through REDCap database. Both caregivers
181 and children were responsible for independently completing their assigned questionnaires.
182 Caregivers were instructed to notify the study team if their child had difficulty completing their
183 questionnaires. Questionnaires did not need to be completed prior to participating in a focus
184 group; however, completion of caregiver and child questionnaires was required before
185 participants could be compensated. Demographic information, details of the pain episode
186 (reason, nature of pain, treatment facility), and residential address were obtained.¹⁴

187 All the questionnaires and the corresponding domains assessed are described in Table 1. Child
188 domains assessed were multigroup ethnic identity measure (MEIM),¹⁴ pain,¹⁵ functional
189 disability,¹⁶ quality of life,¹⁷ psychosocial measures¹⁸ (anxiety, depression, family relationships,
190 psychological stress), pain coping,¹⁹ exposure to traumatic events and Adverse Childhood
191 Experiences (ACEs),²⁰ mindfulness,²¹ and resilience.²² Caregivers were asked about their
192 highest education, annual income, pain catastrophizing,²³ ACEs,²⁰ perceived stress,²⁴ Racial and
193 Ethnic Microaggression,²⁵ and Adult response to Children's Symptoms^{26, 27} which described
194 parental behaviors in response to their child's pain.

195

196 **Focus Groups**

197 Focus groups were conducted in accordance with COREQ criteria for qualitative research.²¹
198 Each group consisted of 4-6 race-homogenous, child-caregiver dyads. Virtual sessions were
199 hosted via Zoom meeting software, lasting up to 90 minutes. They were led by two trained

200 members of the project team using a standardized interview script to assess several domains of
201 interest (Supplementary Figure 1). After introductions, statement of rules for the FG, discussions
202 first engaged children (about 40 minutes) followed by caregivers (40 minutes). This sequence
203 was followed so the children could be relieved earlier. Caregivers were advised not to answer for
204 their children but were allowed to prompt or explain the question if need be.

205

206 **Data Analysis**

207 We calculated summary statistics of variables and questionnaire scores and compared NHB and
208 NHW cohorts, using simple statistical tests. Focus groups were recorded and transcribed
209 orthographically, reproducing all spoken words and sounds, using NVivo software (version
210 1.6.1, QSR International Pty Ltd., NVivo, released March 2020). After each focus group,
211 facilitators documented and discussed initial general impressions. Transcripts were de-identified
212 and edited for brevity, removing words/clauses not essential for understanding the overall
213 meaning of the data. Subsequently, transcribed focus group data were reviewed and
214 independently coded. Codes were then compared, reconciled, and used to extract sub-themes
215 based on induction and prior knowledge utilizing the 6 steps described by Braun and Clarke²⁸
216 (i.e. getting familiar with the data, creating initial codes, identifying themes, reviewing and
217 refining themes, defining and naming themes, and producing the report). We used triangulation
218 methods for mixed-methods integration to leverage explanatory sequential design of quantitative
219 data collection.²⁹ The original goal was to recruit 25-30 dyads, but recruitment was considered
220 sufficient when a new FG did not further enrich the themes. Prior research has suggested that
221 two thirds of themes can be identified from the first FG and that more than 80% of themes can be
222 generated after 2-3 FGs.³⁰

223 **Results**

224 19 NHB and NHW dyads were recruited, of which two NHB dyads were recruited through
225 community flyers. Four dyads opted to only fill questionnaires and 15 participated in four focus
226 groups in each cohort. All participants completed questionnaires except one NHW child. Several
227 attempts to secure completed questionnaires from this participant were unsuccessful. The data
228 from the corresponding caregiver's questionnaires is still included in data analysis.

229 Demographics and questionnaire measures are summarized in Table 2. The cohorts had similar
230 age and sex distribution. NHB and NHW cohorts had similar pain etiology, location of pain
231 management (hospital admission in 61% of NHB and 71% of NHW), pain and psychosocial
232 measures. NHB children identified more strongly with their ethnicity than NHW children
233 ($P=.002$). NHB had lower pain coping efficacy ($P=.045$), although pain coping behavior scales
234 were similar.

235 NHW caregivers had a higher proportion of college graduates ($P=.005$) and annual
236 income $> \$29,000$ ($P=.150$) compared to NHB caregivers. NHB caregivers had significantly
237 higher scores for several subscales on the Racial and Ethnic Microaggressions Scale, namely,
238 Assumptions of Inferiority, Microinvalidations and Similarity; and higher ACE scores ($P=.02$).
239 NHB caregivers used Protection ($P=.03$) and Minimization ($P=.07$) behaviors to help children
240 cope with pain more than NHW caregivers.

241 Below we present key themes based on thematic analyses of focus groups (FG). Supporting
242 quotes are provided in Table 3. Quotes are referenced as BC or WC for NHB and NHW
243 caregiver quotes, and Bc and Wc for NHB and NHW children quotes respectively. The

244 frequency with which NHB and NHW cohorts endorsed positive and negative sentiments coded
245 to trust, satisfaction, access and barriers, are presented in Figure 1.

246 **Theme 1: Healthcare provider understanding and validation of child’s pain.**

247 Both NHB and NHW cohorts expressed satisfaction with how their child’s pain was managed.
248 However, about 27% of NHB caregivers (4/15) expressed negative sentiments consistent with
249 the thematic code “pain not managed well,” compared to one NHW caregiver (Figure 1).
250 Additionally, about 27% of NHB caregivers (4/15) expressed *lack of validation* of their pain
251 from the healthcare providers, but none in the NHW (Figure 1; BC1a, Bc1a). That said, children
252 in both cohorts endorsed receiving empathetic care (Table 3; Wc1a, Bc1b).

253 **Theme 2: Trust in healthcare providers**

254 NHW caregivers expressed positive sentiments of trust in their providers (WC2). Three NHB
255 caregivers explicitly expressed lack of trust or hesitancy about trusting their providers (BC2a).
256 Some NHB caregivers felt more trust in providers following a positive experience in their child’s
257 pain management (BC2b). Importantly, one NHB caregiver reported a higher level of trust and
258 relief in being better understood when the healthcare provider was also Black (BC2c) Another
259 positive comment from a NHB caregiver suggested being part of shared decision-making
260 increased trust. (BC2d)

261 **Theme 3: Utility of pain assessment tools and Consistency in pain assessment**

262 The majority of NHW children remembered being asked to report their pain on a scale, four
263 NHB children reported never having their pain assessed using a scale. Overall, both groups
264 considered the numeric pain scale to be useful and effective, except a couple of instances in

265 Black children (Bc3a, Bc3b). Both NHB and NHW children (Wc3) and caregivers felt that the
266 combination of numbers and faces/images was effective for children. Children from both cohorts
267 felt being prompted by providers with adjectives, such as “achy,” “dull,” or “stabbing,” was
268 useful when asked to describe their pain. Figure 1 (lower panel) depicts the children’s
269 sentiments.

270 **Theme 4: Sociocultural factors affect pain expression/coping.**

271 Themes of stoicism were identified in both cohorts. Both NHB and NHW children cited
272 “toughing out the pain,” which was further endorsed by NHB and NHW caregivers (BC4a and
273 WC4a). Both caregiver cohorts also mentioned social support and faith helped them cope with
274 the difficult experience.

275 **Theme 5: Impression about non-pharmacological pain management modalities**

276 NHB and NHW children described the benefits of being able to distract themselves from pain.
277 They mostly cited playing video games and spending time with family or friends. There were
278 subtle differences between cohorts in the use of physical methods such as ice, elevation, and
279 massage. Interestingly, children in both groups described “sleeping off their pain.” (BC5a and b).

280 **Theme 6: Opinions about analgesics and hesitancy towards narcotics**

281 NHW caregivers were more accepting of non-opioid medication use, while NHB caregivers
282 preferred to avoid even over-the-counter medications (WC6a-b and BC6a-c). However, when
283 asked about opioid analgesia, caregivers from both groups demonstrated hesitancy (9/15 NHB
284 and 8/15 NHW) with a strong preference for reserving opioids for last resort scenarios as they
285 associated opioids with addiction (WC6c and BC6b-f). While some expressed these concerns

286 based on news articles they had read, several noted experiences with family members and
287 neighbors.

288 **Theme 7: Barriers to care and access.**

289 Several NHB caregivers noted difficulty balancing their child’s care with existing
290 responsibilities, namely inflexible work schedules or caring for additional children (BC7a,
291 BC7b). Conversely, several NHW caregivers expressed greater ease in handling their child’s care
292 due to flexible work schedules (WC7a, WC7b). Two of 15 NHB caregivers identified
293 transportation as a challenge during their child’s pain care management. Furthermore, several
294 caregivers, both NHB and NHW, commented that negotiating with health insurance was
295 particularly frustrating (WC7c).

296 **Theme 8: Sentiments of racial discrimination**

297 In both NHB and NHW cohorts, the question of whether racial discrimination influenced pain
298 experience was typically answered quickly with “no” or met with silence. Further prompting
299 elicited considerable feedback from NHB caregivers, particularly to the question “Do you feel
300 that people of different races and incomes are treated differently in these situations?” They
301 shared sentiments that reflected anxiety over how the racial identity of their child was perceived
302 in healthcare settings (BC8a). One NHB caregiver stated unfairness in access to medical care in
303 the ED leading to a longer wait compared to White patients (BC8b), and another mother reported
304 her child was given less than adequate pain medication.

305

306 **Discussion**

307 This study utilized qualitative and quantitative research methodology for a family centric
308 understanding of acute pain experiences among children from NHW and NHB racial
309 backgrounds. The data from questionnaires corroborated themes that emerged from focus
310 groups, confirming the differences in life experiences between NHW and NHB caregivers, the
311 unique barriers faced by NHB cohort and some mutual themes challenging to both cohorts, in
312 dealing with acute pediatric pain experiences.

313 The diathesis-stress hypothesis states that cumulative lifetime stress can contribute to worse pain
314 experiences.³¹ Black Americans have been shown to display more “weathering” and higher
315 levels of allostatic load compared to White populations, with worse pain-related outcomes in
316 adolescents.³² In our study, NHB caregivers reported higher ACEs, racial discrimination, lower
317 education level, and higher socioeconomic constraints. They reported additional responsibilities
318 and work restrictions that made it difficult to care for their child. Assumptions of inferiority,
319 microinvalidation and exoticization scores were higher in the NHB cohort compared to NHW.
320 These refer to perception that one is considered as ‘less’ or expressions of surprise at personal
321 achievements and bias in validating pain expressions. In fact, NHB children expressed lack of
322 validation of their pain and need to overemphasize their pain in order to receive treatment. These
323 and other experiences of discrimination further erode trust in the doctor/patient relationship.
324 They are aligned with previous reports that providers held implicit bias that Black Americans
325 were more pain-tolerant, contributing to lack of cultural sensitivity and compassion³³. Thus,
326 providers may evaluate NHB patients more negatively than they do similar NHW patients, as
327 they perceive them as more likely to participate in risky health behaviors and may be less willing
328 to prescribe them pain medications and narcotic medications.

329 In caring for pediatric patients, the clinical team often depends on caregivers to ascertain the
330 presence and character of pain, and the impact of interventions.³⁴ These advocates may
331 subconsciously confer their personal perspective on the patient’s experience. It is possible that
332 their lifetime experiences of the caregivers inadvertently lead NHB caregivers to develop more
333 protective responses while caring for their child in pain.³⁵ This is shown by our findings of
334 higher protective behaviors in NHB caregivers. In addition, we found lower pain coping efficacy
335 in the NHB children. A higher tendency to engage in protective behaviors when reacting to their
336 child’s pain (as in NHB caregivers) has previously been linked to maladaptive child outcomes,
337 including higher disability and somatic symptoms.³⁶ It is possible that different racial, ethnic
338 and/or cultural backgrounds have differing coping responses. These are novel findings with
339 potential implications for pediatric pain management strategies in racially diverse groups. Thus,
340 tailored interventions may be indicated for improved pain coping efficacy and one size may not
341 fit all.³⁷

342 Our study did not find psychosocial differences between NHB and NHW caregivers or children,
343 unlike studies that suggest higher degrees of catastrophizing in African American patients.³⁸ We
344 found stoicism and opioid aversion expressed by both cohorts. NHB caregivers echoed pride in
345 their children being resilient and strong-willed enough to endure their pain with little complaint.
346 NHB children also mentioned choosing to “sleep off pain.” Children in both cohorts found
347 spending time with family, friends, and utilizing other forms of distraction effective in dealing
348 with pain. Our study also corroborated findings from previous studies that mention prayer as a
349 significant race-specific method of pain coping.³⁸ Hesitation to use opioids in managing pediatric
350 pain was demonstrated in over 50% of NHW and NHB participants. The common avoidance of

351 opioid use fueled by opioid addiction fears suggest more education is needed so these fears do
352 not prevent optimal pediatric pain management.

353 This study is unique in its patient-centered approach, with standardized FGs conducted by both a
354 trained moderator and a pain expert. Nevertheless, differences between study groups may limit
355 the conclusions. First, although in broad terms, pain experiences were similar between groups
356 (post-trauma or post-surgical pain), differences in injury mechanism and operative procedure
357 may have influenced perceived pain. For example, a higher proportion of the NHW cohort
358 experienced major surgery related pain (such as pectus repair), compared to the NHB cohort.
359 While this would be expected to result in more severe pain in this cohort, they perceived the
360 experience as less stressful. This could be because these surgeries were conducted in a tertiary
361 pediatric center, and pain managed by a dedicated team using standardized multimodal pain
362 management approaches. Secondly, a potential limitation is the possible influence of the
363 moderators' race and sex on the participants' feedback. FGs were run by race diverse and
364 congruent moderator pairs whenever possible. Perceived racial congruence with FG moderators
365 may have increased or decreased participants' comfort with sharing especially negative opinions.
366 Thirdly, although we obtained consistent feedback from children of all ages, children sometimes
367 misinterpreted the question (for example, misinterpreting a question about pain medication as
368 their experience with general anesthesia administration). Fourthly, while presence of caregivers
369 during pediatric FG was deemed necessary for the comfort of the participants, they sometimes
370 would prompt the responses despite instructions not to do so. Finally, families of Hispanic
371 ethnicity and other races were not included as part of this nested study to enable focus on NHB
372 specific factors influencing pain experiences.

373 **Conclusions**

374 Equity in healthcare has long been a challenging goal to attain in different sectors of healthcare,
375 including pain management. Our mixed methods study confirms racial differences exist in
376 experiences of acute pediatric pain and emphasizes the need for family centered and systems-
377 based approaches to improve equity in pediatric pain care. Increasing representation of diverse
378 racial groups within the healthcare workforce would be an important step in increasing trust in
379 the system and introducing tailored strategies to enhance pediatric pain coping. In addition, racial
380 differences in underlying stress exposures should also be considered by healthcare providers and
381 policymakers while co-creating strategies to address racial bias in pain management.

382

383

384

385

386

387

388

389

390

391

392

393

394

395

396

397 **Acknowledgements**

398
399 We would like to acknowledge Carlos Ortiz, Summer Undergraduate Research Fellow in
400 Chidambaran Lab and Jennifer Allen, Division of Behavioral medicine and clinical psychology,
401 Department of Pediatrics, Cincinnati Children’s Hospital, Cincinnati, OH for their help with
402 setting up data acquisition instruments through REDCap and subject recruitment (Ortiz).
403

404

405

406

407

408

409

410

411

412

413

414

415

416

417 **References**

- 418 1. Kozlowski LJ, Kost-Byerly S, Colantuoni E, et al. Pain prevalence, intensity, assessment
419 and management in a hospitalized pediatric population. *Pain management nursing : official*
420 *journal of the American Society of Pain Management Nurses*. Mar 2014;15(1):22-35.
421 doi:10.1016/j.pmn.2012.04.003
- 422 2. Mossey JM. Defining racial and ethnic disparities in pain management. *Clin Orthop Relat*
423 *Res*. Jul 2011;469(7):1859-70. doi:10.1007/s11999-011-1770-9
- 424 3. Guedj R, Marini M, Kossowsky J, Berde CB, Kimia AA, Fleegler EW. Racial and Ethnic
425 Disparities in Pain Management of Children With Limb Fractures or Suspected Appendicitis: A
426 Retrospective Cross-Sectional Study. Brief Research Report. *Frontiers in Pediatrics*. 2021-
427 August-03 2021;9(775)doi:10.3389/fped.2021.652854
- 428 4. Sadhasivam S, Chidambaran V, Ngamprasertwong P, et al. Race and unequal burden of
429 perioperative pain and opioid related adverse effects in children. *Pediatrics*. May
430 2012;129(5):832-8. doi:10.1542/peds.2011-2607
- 431 5. Jette CG, Rosenbloom JM, Wang E, De Souza E, Anderson TA. Association Between
432 Race and Ethnicity with Intraoperative Analgesic Administration and Initial Recovery Room
433 Pain Scores in Pediatric Patients: a Single-Center Study of 21,229 Surgeries. *Journal of racial*
434 *and ethnic health disparities*. Jun 2021;8(3):547-558. doi:10.1007/s40615-020-00811-w
- 435 6. Green CR, Anderson KO, Baker TA, et al. The unequal burden of pain: confronting racial
436 and ethnic disparities in pain. *Pain Med*. Sep 2003;4(3):277-94. doi:10.1046/j.1526-
437 4637.2003.03034.x
- 438 7. AAP Diversity and Inclusion Statement. *Pediatrics*. 2018;141(4):e20180193.
439 doi:10.1542/peds.2018-0193
- 440 8. National Institutes of health. *NIH-Wide Strategic Plan for Diversity, Equity, Inclusion,*
441 *and Accessibility*. 2023. Accessed 08/15/2023. [https://www.nih.gov/sites/default/files/about-](https://www.nih.gov/sites/default/files/about-nih/nih-wide-strategic-plan-deia-fy23-27.pdf)
442 [nih/nih-wide-strategic-plan-deia-fy23-27.pdf](https://www.nih.gov/sites/default/files/about-nih/nih-wide-strategic-plan-deia-fy23-27.pdf)
- 443 9. Groenewald CB, Murray CB, Palermo TM. Adverse childhood experiences and chronic
444 pain among children and adolescents in the United States. *Pain reports*. Sep-Oct 2020;5(5):e839.
445 doi:10.1097/pr9.0000000000000839
- 446 10. Finley GA, Kristjansdottir O, Forgeron PA. Cultural influences on the assessment of
447 children's pain. *Pain Res Manag*. Jan-Feb 2009;14(1):33-7. doi:10.1155/2009/763031
- 448 11. Kristjansdottir O, McGrath PJ, Finley GA, et al. Cultural influences on parental responses
449 to children's pain. *Pain*. Oct 2018;159(10):2035-2049. doi:10.1097/j.pain.0000000000001289
- 450 12. Anderson KO, Green CR, Payne R. Racial and ethnic disparities in pain: causes and
451 consequences of unequal care. *J Pain*. Dec 2009;10(12):1187-204.
452 doi:10.1016/j.jpain.2009.10.002
- 453 13. Campbell CM, Edwards RR. Ethnic differences in pain and pain management. *Pain*
454 *Manag*. May 2012;2(3):219-230. doi:10.2217/pmt.12.7
- 455 14. Roberts RE, Phinney JS, Masse LC, Chen YR, Roberts CR, Romero A. The Structure of
456 Ethnic Identity of Young Adolescents from Diverse Ethnocultural Groups. *The Journal of Early*
457 *Adolescence*. 1999/08/01 1999;19(3):301-322. doi:10.1177/0272431699019003001
- 458 15. Freynhagen R, Baron R, Gockel U, Tolle TR. painDETECT: a new screening
459 questionnaire to identify neuropathic components in patients with back pain. *Curr Med Res*
460 *Opin*. Oct 2006;22(10):1911-20. doi:10.1185/030079906X132488

- 461 16. Walker LS, Greene JW. The functional disability inventory: measuring a neglected
462 dimension of child health status. *J Pediatr Psychol*. Feb 1991;16(1):39-58.
- 463 17. Desai AD, Zhou C, Stanford S, Haaland W, Varni JW, Mangione-Smith RM. Validity
464 and responsiveness of the pediatric quality of life inventory (PedsQL) 4.0 generic core scales in
465 the pediatric inpatient setting. *JAMA Pediatr*. Dec 2014;168(12):1114-21.
466 doi:10.1001/jamapediatrics.2014.1600
- 467 18. Gershon RC, Rothrock N, Hanrahan R, Bass M, Cella D. The use of PROMIS and
468 assessment center to deliver patient-reported outcome measures in clinical research. *J Appl*
469 *Meas*. 2010;11(3):304-14.
- 470 19. Kashikar-Zuck S, Sil S, Lynch-Jordan AM, et al. Changes in pain coping,
471 catastrophizing, and coping efficacy after cognitive-behavioral therapy in children and
472 adolescents with juvenile fibromyalgia. *J Pain*. May 2013;14(5):492-501.
473 doi:10.1016/j.jpain.2012.12.019
- 474 20. Pearl E. Childhood Trust Events Survey: Child and Caregiver Versions. Trauma
475 Treatment Training Center. 2022. Accessed 11/23/2022.
476 <https://www.cincinnatichildrens.org/professional/support-services/childhood-trust/events-survey>
- 477 21. Greco LA, Baer RA, Smith GT. Assessing mindfulness in children and adolescents:
478 development and validation of the Child and Adolescent Mindfulness Measure (CAMM).
479 *Psychol Assess*. Sep 2011;23(3):606-14. doi:10.1037/a0022819
- 480 22. Connor KM, Davidson JR. Development of a new resilience scale: the Connor-Davidson
481 Resilience Scale (CD-RISC). *Depression and anxiety*. 2003;18(2):76-82. doi:10.1002/da.10113
- 482 23. Crombez G, Bijttebier P, Eccleston C, et al. The child version of the pain catastrophizing
483 scale (PCS-C): a preliminary validation. *Pain*. Aug 2003;104(3):639-46.
- 484 24. Cohen S, Kamarck T, Mermelstein R. A global measure of perceived stress. *J Health Soc*
485 *Behav*. Dec 1983;24(4):385-96.
- 486 25. Torres-Harding SR, Andrade AL, Romero Diaz CE. The Racial Microaggressions Scale
487 (RMAS): a new scale to measure experiences of racial microaggressions in people of color.
488 *Cultur Divers Ethnic Minor Psychol*. Apr 2012;18(2):153-164. doi:10.1037/a0027658
- 489 26. Van Slyke DA, Walker LS. Mothers' responses to children's pain. *Clin J Pain*. May
490 2006;22(4):387-91. doi:10.1097/01.ajp.0000205257.80044.01
- 491 27. Cunningham NR, Lynch-Jordan A, Barnett K, et al. Child pain catastrophizing mediates
492 the relation between parent responses to pain and disability in youth with functional abdominal
493 pain. *J Pediatr Gastroenterol Nutr*. Dec 2014;59(6):732-8.
494 doi:10.1097/MPG.0000000000000529
- 495 28. Braun V, Clarke, V. Thematic analysis. In: H. Cooper PMC, D. L. Long, A. T. Panter, D.
496 Rindskopf, & K. J. Sher ed. *APA handbook of research methods in psychology, Vol 2: Research*
497 *designs: Quantitative, qualitative, neuropsychological, and biological*. American Psychological
498 Association; 2012:57-71.
- 499 29. Creswell JW, Clark VLP. *Designing and conducting mixed methods research*. Sage
500 publications; 2017.
- 501 30. Guest G, Namey E, McKenna K. How Many Focus Groups Are Enough? Building an
502 Evidence Base for Nonprobability Sample Sizes. *Field Methods*. 2017;29(1):3-22.
503 doi:10.1177/1525822x16639015
- 504 31. Flor H. Diathesis-Stress Model of Chronic Pain. In: Schmidt RF, Willis WD, eds.
505 *Encyclopedia of Pain*. Springer Berlin Heidelberg; 2007:599-601.

- 506 32. Nelson S, Bento S, Enlow MB. Biomarkers of Allostatic Load as Correlates of
507 Impairment in Youth with Chronic Pain: An Initial Investigation. *Children (Basel, Switzerland)*.
508 Aug 18 2021;8(8)doi:10.3390/children8080709
- 509 33. Miller MM, Williams AE, Zapolski TCB, Rand KL, Hirsh AT. Assessment and
510 Treatment Recommendations for Pediatric Pain: The Influence of Patient Race, Patient Gender,
511 and Provider Pain-Related Attitudes. *J Pain*. Jan-Feb 2020;21(1-2):225-237.
512 doi:10.1016/j.jpain.2019.07.002
- 513 34. von Baeyer CL. Children's self-reports of pain intensity: scale selection, limitations and
514 interpretation. *Pain Res Manag*. Autumn 2006;11(3):157-62. doi:10.1155/2006/197616
- 515 35. Victoria NC, Murphy AZ. Exposure to Early Life Pain: Long Term Consequences and
516 Contributing Mechanisms. *Curr Opin Behav Sci*. Feb 2016;7:61-68.
517 doi:10.1016/j.cobeha.2015.11.015
- 518 36. Noel M, Alberts N, Langer SL, Levy RL, Walker LS, Palermo TM. The Sensitivity to
519 Change and Responsiveness of the Adult Responses to Children's Symptoms in Children and
520 Adolescents With Chronic Pain. *J Pediatr Psychol*. Apr 2016;41(3):350-62.
521 doi:10.1093/jpepsy/jsv095
- 522 37. Tan G, Jensen MP, Thornby J, Anderson KO. Ethnicity, control appraisal, coping, and
523 adjustment to chronic pain among black and white Americans. *Pain Med*. Jan-Feb 2005;6(1):18-
524 28. doi:10.1111/j.1526-4637.2005.05008.x
- 525 38. Meints SM, Miller MM, Hirsh AT. Differences in Pain Coping Between Black and White
526 Americans: A Meta-Analysis. *J Pain*. Jun 2016;17(6):642-53. doi:10.1016/j.jpain.2015.12.017
- 527 39. Nadal KL. The Racial and Ethnic Microaggressions Scale (REMS): construction,
528 reliability, and validity. *J Couns Psychol*. Oct 2011;58(4):470-80. doi:10.1037/a0025193
- 529
- 530
- 531
- 532
- 533
- 534
- 535
- 536
- 537
- 538
- 539
- 540

541 **Figure Legends**

542 Figure 1. Representation of proportion of NHB and NHW caregivers and children contributing to
543 thematic codes. The y-axis represents the fraction of participants endorsing the sentiment. The
544 black filled bars in both upper and lower panel represent Black cohort and the white unfilled bars
545 the White cohort. The upper panel depicts the positive (left side) and negative sentiments (right)
546 sentiments endorsed by caregivers and the lower panel depicts the proportion of NHB and NHW
547 children who endorsed codes related to use of non-pharmacological methods and opioids for pain
548 management, pain assessment and management during focus groups. Non pharm: non-
549 pharmacological methods of pain management.

550

551

Table 1: Validated questionnaires used in the study	
Questionnaires	Description/Rationale
CHILD QUESTIONNAIRES	
Multigroup Ethnic Identity Measure (MEIM)	This scale assesses ethnic identity search and affirmation, belonging, and commitment. The average of the first 12 items within the questionnaire is reported as an overall score. It has shown good reliability, typically with alphas above 0.80 across a wide range of ethnic groups and ages, including adolescents ¹⁴ .
Pediatric Quality of Life Inventory 4.0 Generic Core Scales (PedsQL)	This is a validated measure of QL in children ¹⁷ . 23-item questionnaire that assesses physical, emotional, social, and school functioning. Items are reversed scored and linearly transformed to a 0-100 scale. Provides Psychosocial Health, Emotional, Social, and School Functioning, and Physical Health Summary sub scores.
Functional disability Index (FDI)	15-item scale that assesses the extent to which children experience difficulties in completing specific tasks (for example, walking to the bathroom, eating regular meals, and being at school all day). ¹⁶
PainDETECT (PD)	Numerical rating pain scores of average pain intensity and nature of pain. PD assesses pain nature, with high sensitivity, specificity and positive predictive accuracy in pain conditions ¹⁵
PROMIS Pediatric short forms	Validated self-report questionnaires that examine a variety of aspects related to child/adolescent physical, mental, and social health - Anxiety (8 items), Family Relationships (8 questions), Depressive Symptoms (8 items), and Psychological Stress (8 items) pediatric self-report short forms (ages 8–17) ¹⁸
Pain Coping Questionnaire (PCQ)	3-item subscale from a 39-item self-report questionnaire to assess pain coping strategies and pain coping efficacy in children. ¹⁹ The questionnaire has shown good reliability and validity.
Childhood Trust Events Survey (CTES)	The Childhood Trust Events Survey is a self- or parent-report screening survey to assess a child’s exposure to traumatic events. It includes all the items identified as Adverse Childhood Events (ACEs) in collaboration with the Centers for Disease Control and Prevention ²⁰
Child and Adolescent Mindfulness Measure (CAMM)	10-item to assess 3 out of 4 facets of mindfulness: observing, acting with awareness and accepting without judgement. Scale is 0-40 with reverse scoring 0-4, 0 being never true, 4 being always true. Higher scores correspond to higher levels of mindfulness. ²¹
Connor-Davidson Resilience Scale 10-item (CD-RISC-10)	CD-RISC-10 comprised of 10 items, each rated on a 5-point scale (0 to 4). ²² Participants are asked to respond based on how they have felt over the past month. Total scores range from 0 to 40 with higher scores reflecting greater resilience. In addition to quantifying resilience, it was also developed as a clinical measure to assess treatment response. It demonstrates sound psychometric properties, with good internal consistency and test–retest reliability, and convergent and divergent validity
PARENT QUESTIONNAIRES	

PCS-Parent (PCS-P)	13-item self-report measure assessing the extent of worry, amplification, and helplessness about his/her current or anticipated experience. ²³ It assesses rumination, feeling of helplessness, and magnification. PCS-C has good internal consistency ($\alpha = 0.90$), and correlates highly with pain intensity ($r = 0.49$) and disability ($r = 0.50$).
ACEs	It includes all the items identified as Adverse Childhood Events (ACEs) in collaboration with the Centers for Disease Control and Prevention ²⁰
Adult Responses to Children’s Symptoms (ARCS)	33-item questionnaire describes negative [Protective (18 items), Minimizing (6 items)] and positive [Encourage and monitor (9 items)] parental behaviors towards children aged 8-18 years of age. Subscales had good internal consistency. ^{26, 27}
Perceived Stress Scale (PSS)	This 10-item questionnaire was used to determine how varying environmental factors may influence emotions and perceived stress. ²⁴
Racial and Ethnic Microaggression Scale	Multidimensional validated tool to assess perceptions of racial microaggressions by people of color ²⁵ The REMS is a 45-item self-report inventory used to assess the frequency of racial microaggressions in daily interactions. ³⁹ The REMS consists of 6 subscales (i.e., Assumption of Inferiority; Second-Class Citizen and Assumption of Criminality; Microinvalidations; Exoticization and Assumptions of Similarity; Environmental Microaggressions; and Workplace & School Microaggressions). The REMS utilizes a dichotomous rating scale of 1 (I did not experience this event) to 2 (I experienced this event). Items are averaged to obtain total and subscale scores. Higher scores indicate greater perceived frequency of racial microaggressions. A sample item is “Someone assumed that I would not be intelligent because of my race” (i.e., an item on the Assumption of Inferiority subscale).

552

553

554

555

556

557

558

559

560

561 Table 2: Comparison of child-caregiver characteristics in acute pain settings in Non-Hispanic
 562 black (NHB) and White (NHW) children

		NHB (19 children and 19 caregivers)	NHW (18 children and 19 caregivers)	P-value
Child Demographics and Pain Characteristics by Race				
Child Age (median, IQR)		12.1 (8.7, 13.7)	14.4 (13.6, 16.0)	0.01
Child Sex (% female)		33%	39%	0.73
Ethnic identity search (MEIM scale)		2.8 (2.8, 3.0)	2.8 (2.6, 2.8)	0.18
Deprivation Index#		0.4 (0.3, 0.5)	0.3 (0.2, 0.3)	0.007
Pain Reason (Injury, surgery, other %)		28%, 44%, 28%	33%, 61%, 6%	0.27
Pain treatment location (clinic, ED, Hospital admission)		17%, 22%, 61%	6%, 24%, 71%	0.60
PainDETECT (PD)#		1 (0, 5)	0 (0, 6.3)	0.65
Functional Disability Index (FDI)#		0 (0, 7)	0 (0, 1.3)	0.23
Pediatric Quality of Life Inventory (PedsQL)		92.2 ± 11.7	93.2 ± 7.5	0.62
PROMIS Anxiety T-score#		37.4 (33.5, 48.9)	41.3 (36.4, 47.2)	0.30
PROMIS Depression T-score#		43 (37, 48.1)	44 (37, 53.5)	0.45
PROMIS Psychological stress T score#		35.2 (35.2, 48.4)	35.2 (35.2, 45.2)	0.88
PROMIS Family Relationships T-score#		51.4 (41.4, 58.4)	58.7 (48.7, 63.9)	0.05
Approach avoidance pain coping score		3.1 (0.8)	3.0 (0.8)	0.69
Distraction pain coping score		3.3 (0.9)	3.4 (0.8)	0.74
Emotion-focused avoidance pain coping score		1.8 (0.7)	1.8 (0.9)	0.87
Coping with Pain (PCQ) Efficacy		8.7 (0.4)	9.8 (0.5)	0.045
Connor-Davidson Resilience Scale (CD-RISC-10)		25.4 (8.7)	27.6 (6.6)	0.20
Child and Adolescent Mindfulness Measure (CAMM)		30.1 ± 7.5	30.1 ± 6.9	0.49
Childhood Trust Events Survey (CTES)#		1 (0, 2)	1 (0, 2)	0.87
Caregiver Characteristics				
Caregiver Age (mean, SD)		35.0 (33.0, 42.0)	45.0 (43.0, 49.0)	0.002
Caregiver Sex (% female)		89%	94%	0.62
Socio-economic/education	Education (highest degree >high school)	47%	89%	0.005
	Income (<poverty line (\$29,000))	21%	5%	0.15
	During past 12 months, was there a time when anyone in the household needed to see a doctor or dentist, or go to the hospital or emergency room, but did not go because of lack of money?	0	0	-
Perceived Stress Scale (PSS)		16.5 ± 6.9	18.7 ± 3.1	0.90
Adult Responses to Children's	Protect	1.9 ± 0.6	1.6 ± 0.5	0.03
	Minimize	1.1 ± 0.7	0.7 ± 0.7	0.07

Symptoms (ARCS)	Encourage/Monitor	3.2 ± 0.9	3.1 ± 0.5	0.66
Adverse Childhood Events (ACEs)#		0 (0, 1)	0 (0, 0)	0.02
Racial and Ethnic Microaggressions Scale (REMS)	Component 1: Assumptions of Inferiority#	0 (0, 6)	0 (0, 0)	0.009
	Component 2: Second-class Citizen/ Assumptions of Criminality#	0 (0, 1)	0 (0, 0)	0.08
	Component 3: Microinvalidations#	1 (0, 6)	0 (0, 1)	0.04
	Component 4: Exoticization/Assumptions of Similarity#	1 (0, 2)	0 (0, 0)	0.01
	Component 5: Environmental Microaggressions	1 (0, 6)	6 (2, 7)	0.07
	Component 6: Workplace and School Microaggressions	0 (0, 1)	0 (0, 0)	0.12
Pain Catastrophizing Scale	Rumination	8.89 ± 4.3	8.58 ± 3.2	0.40
	Magnification#	2 (0, 3)	2 (1, 4)	0.28
	Helplessness#	4 (2, 7)	4 (1, 7)	0.43

563

564 #not normally distributed data – median (IQR) presented and compared using
 565 Wilcoxon/Kruskal-Wallis test;

566 Categorical variables (N (%)) presented and compared using Fisher’s exact tests/Chi-square

567 All other continuous measures are normally distributed. Mean (SD) presented for all normally
 568 distributed continuous variables and compared using t-tests.

569

570

571

572

573

574

575

576

577

578 Table 3: White and Black children and caregiver quotes lending credence to the themes based on
579 coding and analyses.

Theme 1: Healthcare provider understanding and validation of child’s pain	
<p>Bc1a “So they just told me to ice my knee and I didn't feel like I was being taken seriously for the pain. So after going through physical therapy and such two years later, I went to get my surgery”</p> <p>BC1a “How many hoops you have to jump through to convince people that it's needed. You know, it's challenging.”</p> <p>Bc1b “I cried a little bit because I was a little scared, but they calmed me down by talking about my pets”</p>	<p>Wc1a: “They were good at listening when you felt like you were in pain:</p>
Theme 2: Trust in healthcare providers	
<p>BC2a: “It depends on how they talk to me, how they make me feel. I can judge every doctor for it or, you know, I don't put my trust in anybody that way.”</p> <p>BC2b: “I really have a very big fear of hospitals with them when it comes to myself for my children. Of course, those fears are still there when you go in. But <u>Children’s Hospital</u>, really, they try to break any of those barriers that you have. They make you feel comfortable”.</p> <p>BC2c: “I thought it was super helpful that the doctor looked like my son. And I think that helped alleviate some worries in a variety of ways, and you don't get that everywhere. So I was happy with that.”</p> <p>BC2d: “I felt like I was a part of like I had a seat at the table. And like, if I had concerns, if I, if I had a concern and I raised that concern that it would be listened to.”</p>	<p>WC2 “I would say it was high and it stayed high.”</p>
Theme 3: Utility of pain assessment tools and Consistency in pain assessment	
<p>Bc3a “Yeah well, I don’t remember them using any pain scale they didn't ask me”</p> <p>Bc3b: “not really being able to describe with</p>	<p>Wc3: ‘I like the smiley faces, I feel like it could show how I was feeling ..., like even if I couldn't put my pain into words, they still kind of got a sense out of the emotions</p>

words you felt like the faces was really what was most useful.”	shown scale”
Theme 4: Cultural factors affecting pain expression/coping like stoicism.	
BC4: “They really are strong children. They just get through it the best they could without pain medicine”	WC4: “I did come from a long line of rub some dirt on it, people and sort of my husband. And perhaps that's the reason why we are trying to not overdramatize.”
Theme 5: Impression about non-pharmacological pain management modalities	
BC5a “Just sleep really. He slept it off.”	
BC5b “Yeah, sleep and distractions really help kids a lot. So you keep them with something that they love to do or play a game or watch TV, it kind of helps them through it a little bit, but that pain is just still going to be there. “	
Theme 6: Preferences about pain medicine, hesitancy towards narcotics.	
BC6a: “Medicine, pain medicine is my last resort. I guess I’ve got strong children.”	WC6a: “We did sit down and kind of talk about like, Hey, we're grateful for doctors, we're grateful for medications. “
BC6b: “I think that the narcotics that were prescribed, they prescribe too many and I don't think you need five days worth of the heavy medication for a 13 year old, like, if anything is too much.”	WC6b: “ibuprofen is an amazing drug. Like, it's so amazing. And I will say that it's used in my house has become normalized. So it's not for every little thing, but my like my kids know that, you know, if they have something that's persisting”
BC6c: “I know that I personally. I'm like anti-drugs, so I didn't want that for my kid”	WC6c: “I would try everything I could before giving them on an opioid or something like that.”
BC6d: “They were using fentanyl. I was worried. I was worried to death because I'd only heard bad reports about it. Probably growing up in the neighborhood that I grew up in, I say, seen a lot of drug use when I was a kid, and I always felt like it should be the last resort”	
BC6e: “My kids are adopted, and so there is some history of some addiction in their background, and so if I can avoid it as to avoid it.”	
BC6f: “I want to make sure we don't fall into any traps associated with addiction. And that's not because there's something in our family. It's just because it's out there and it's OK.”	
Theme 7: Barriers to care and access	

<p>BC7a: “when you get to the hospital and you're in there for a couple of days or so, you're always in the back of your mind like, you know, I got other kids at home, so I felt like that was kind of an issue”</p> <p>BC7b: “that was a little bit challenging on top of having other kids. So I have six other kids. So this was like a lot. “</p> <p>”</p>	<p>WC7a: “the ability to work remotely and have a flexible schedule made everything so much easier for us.”</p> <p>WC7b: “They (other kids) can plan for themselves if I have to leave and my job is pretty flexible where, you know, if I have to prioritize what I need to do with my family, I will do that and the job will wait until I come back to it. “</p> <p>WC7c: “I can say insurance for sure was a big barrier because we got turned down. I think they give you three chances. We got turned down the first two. The doctor, the surgeon even spoke with them. They still rejected it, saying it was cosmetic when it was not cosmetic at all. He definitely needed the surgery and we finally got approved the third time.”</p>
<p>Theme 8: Sentiments of racial discrimination</p>	
<p>BC8a: “I can actually track this across my kid's skin color like I have, like the darkest of my children. I have two other children that are like as light as me or later than me. And so like the way that their care is given and the way that they can get this isn't the same, its different than the other two children who are darker than them.</p> <p>BC8b: “..it's like white patients are coming in and you're just noticing that they were triaged faster”</p>	

580

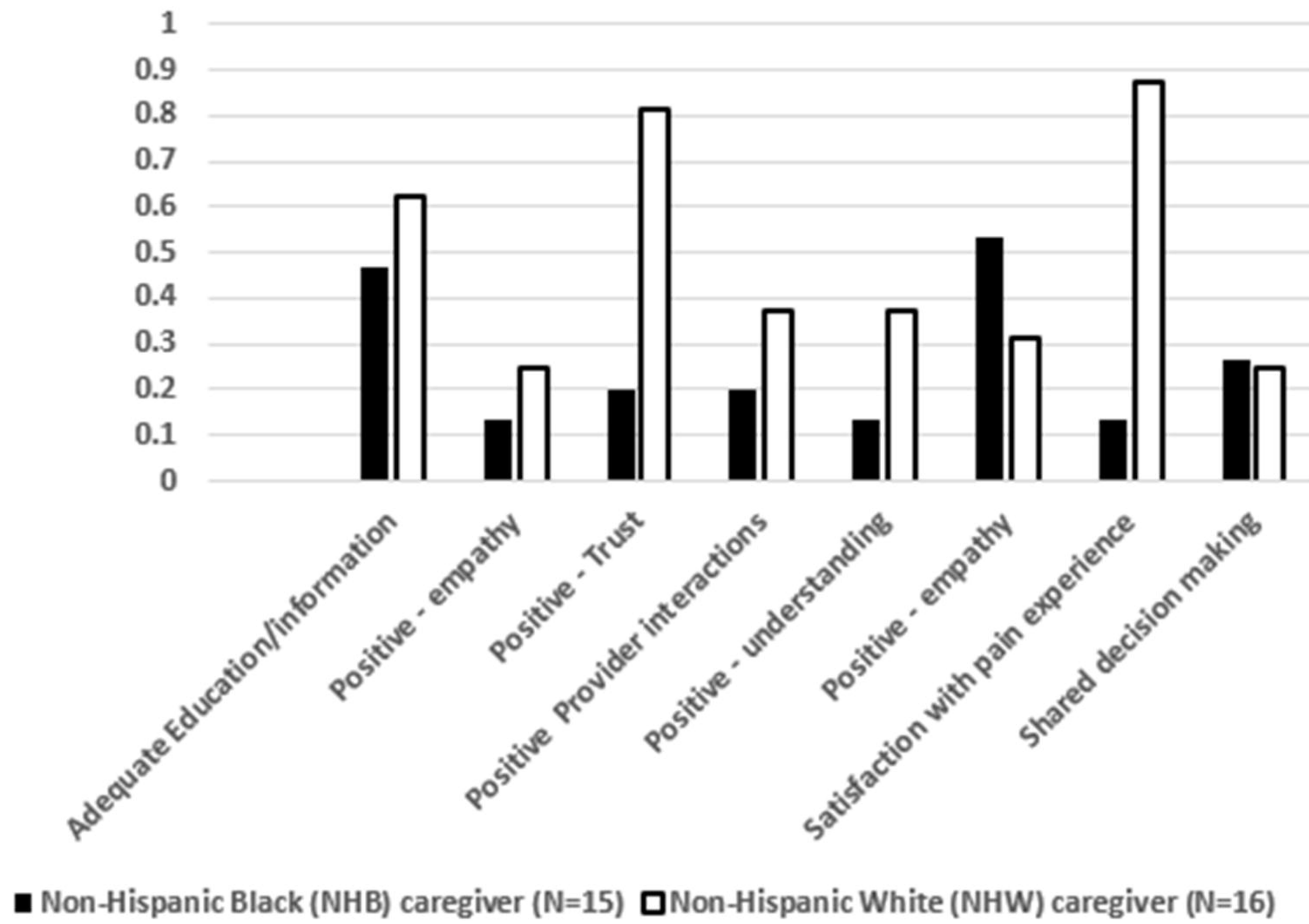
581 BC: Black caregiver; WC: White caregiver; Bc: Black child; Wc: White child. Numbers

582 represent theme number followed by letter indicating the number of comments within the theme

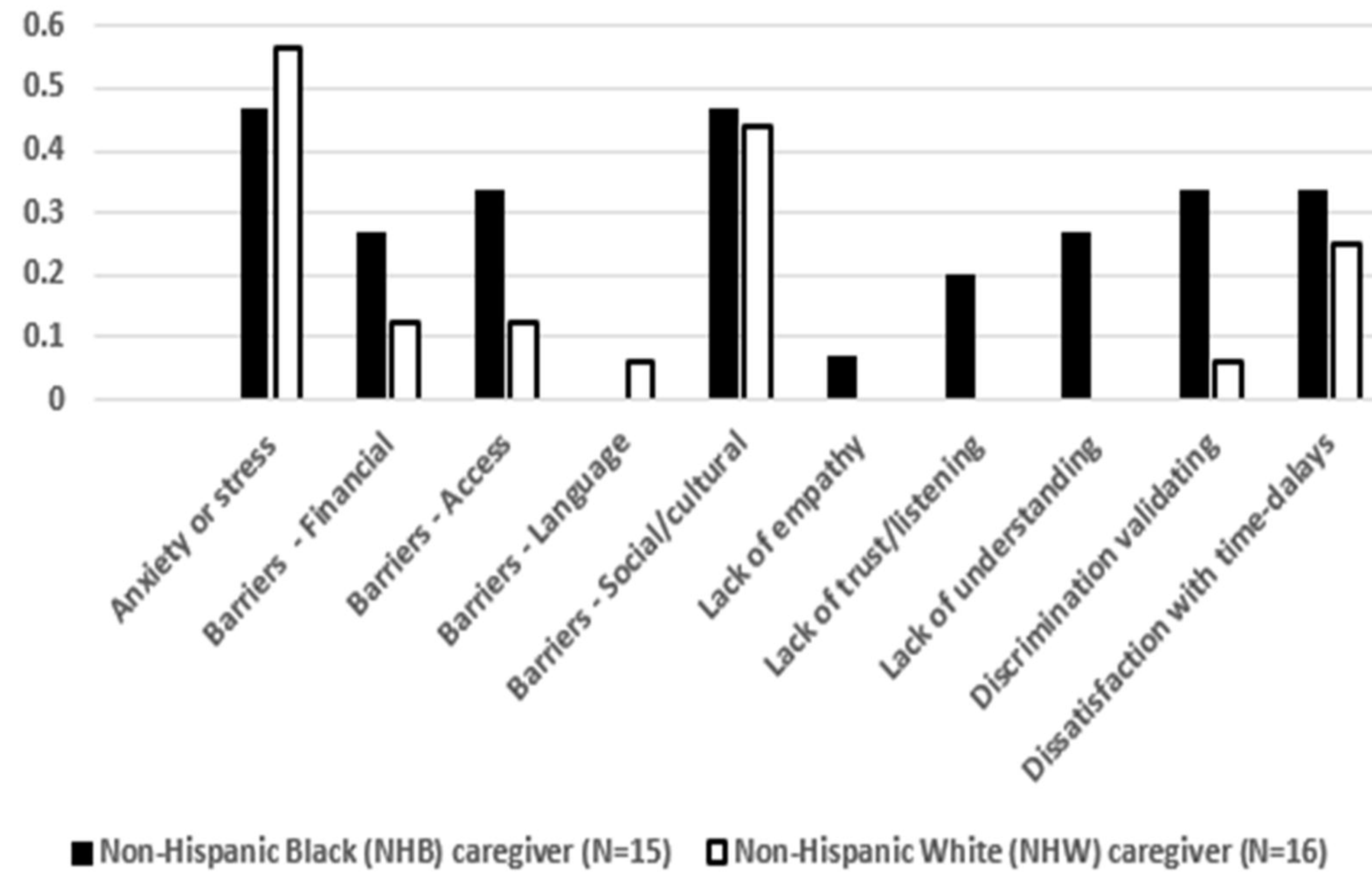
583 by a participant from that cohort.

584

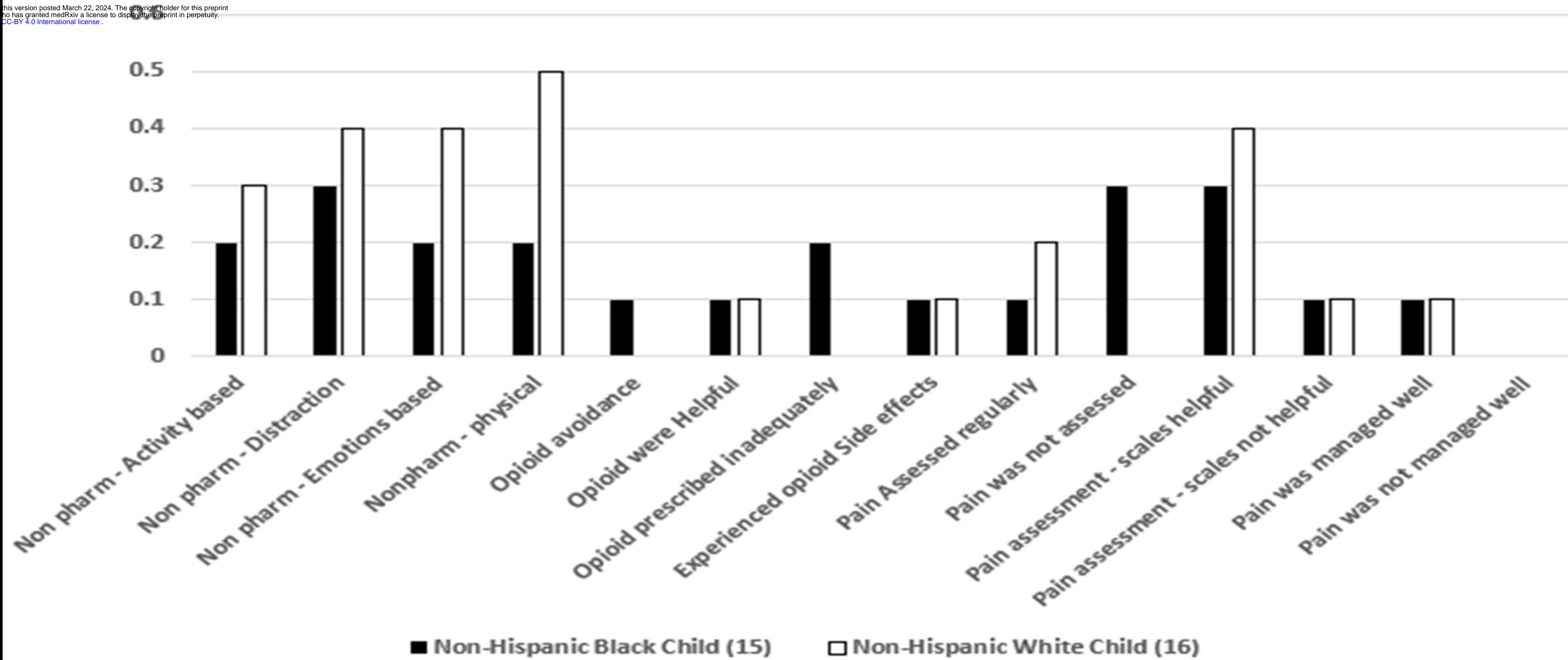
Proportion of NHB and NHW Caregivers who endorsed Positive Experiences



Proportion of NHB and NHW Caregivers who Endorsed Negative Experiences



Proportion of NHB and NHW Children who endorsed pain assessment and management related thematic codes



medRxiv preprint doi: <https://doi.org/10.1101/2024.03.20.24303546>; this version posted March 22, 2024. The copyright holder for this preprint (which was not certified by peer review) is the author/funder, who has granted medRxiv a license to display the preprint in perpetuity. It is made available under a CC-BY 4.0 International license.